ภาคผนวก ง

เอกสารการสอบเทียบเครื่องมือตรวจวิเคราะห์

right solutions.
right partner.

รายการเครื่องมือที่ใช้ในการวิเคราะห์ / ทดสอบ

Sample Name	Parameter	Equipment Name	ID No.	Calibrated Date	Next Cal	Freq. Calibrate (Months)
Ambient	Total Suspended Particulate	High Volume	RYG_FS0393	-	-	On site Calibration
Ambient	Total Suspended Particulate	High Volume	RYG_FS0178	-	-	On site Calibration
Ambient	Total Suspended Particulate	High Volume	RYG_FS0174	-	-	On site Calibration
Ambient	Total Suspended Particulate	High Volume	RYG_FS0292	-	-	On site Calibration
Ambient	Total Suspended Particulate	Digital Balance	RYG_EN0001	22-Feb-24	22-Feb-25	12
Ambient	Particulate Matter (PM-10)	High Volume	RYG_FS0668	-	-	On site Calibration
Ambient	Particulate Matter (PM-10)	High Volume	RYG_FS0295	-	-	On site Calibration
Ambient	Particulate Matter (PM-10)	High Volume	RYG_FS0185	-	-	On site Calibration
Ambient	Particulate Matter (PM-10)	High Volume	RYG_FS0188	-	-	On site Calibration
Ambient	Particulate Matter (PM-10)	Digital Balance	RYG_EN0001	22-Feb-24	22-Feb-25	12
Ambient	Nitrogen Dioxide	NO_2 Analyzer	RYG_FS0551	3-Jul-24	3-Jan-25	6
Ambient	Nitrogen Dioxide	NO_2 Analyzer	RYG_FS0459	3-Jul-24	3-Jan-25	6
Ambient	Nitrogen Dioxide	NO_2 Analyzer	RYG_FS0535	3-Jul-24	3-Jan-25	6
Ambient	Nitrogen Dioxide	NO_2 Analyzer	RYG_FS0533	3-Jul-24	3-Jan-25	6
Ambient	Sulfur Dioxide	SO_2 Analyzer	RYG_FS0456	5-Jul-24	5-Jan-25	6
Ambient	Sulfur Dioxide	SO_2 Analyzer	RYG_FS0458	5-Jul-24	5-Jan-25	6
Ambient	Sulfur Dioxide	SO_2 Analyzer	RYG_FS0534	5-Jul-24	5-Jan-25	6
Ambient	Sulfur Dioxide	SO_2 Analyzer	RYG_FS0532	5-Jul-24	5-Jan-25	6
Ambient	Wind Speed / Wind Direction	Wind Speed / Wind Direction	RYG_FS0545	21-Jul-23	21-Jan-25	18
Noise	Leq 24 hrs	Sound Calibrator	RYG_FS0215	22-Oct-24	22-Oct-25	12
Noise	Leq 24 hrs	Sound Level Meter	RYG_FS0617	12-Jan-24	11-Jan-25	12
Noise	Leq 24 hrs	Sound Level Meter	RYG_FS0618	12-Jan-24	11-Jan-25	12
Noise	Leq 5 min	Sound Calibrator	RYG_FS0215	22-Oct-24	22-Oct-25	12
Noise	Leq 5 min	Sound Level Meter	RYG_FS0617	12-Jan-24	11-Jan-25	12
Noise	Leq 5 min	Sound Level Meter	RYG_FS0618	12-Jan-24	11-Jan-25	12
Noise	Noise Annoyance	Sound Calibrator	RYG_FS0215	22-Oct-24	22-Oct-25	12
Noise	Noise Annoyance	Sound Level Meter	RYG_FS0617	12-Jan-24	11-Jan-25	12
Noise	Noise Annoyance	Sound Level Meter	RYG_FS0618	12-Jan-24	11-Jan-25	12
Noise	Noise Annoyance	Sound Level Meter	RYG_FS0031	30-Aug-24	30-Aug-25	12
Rayong Lab	Cyanide	SPECTROPHOTOMETER	RYG_EN0037	18-Sep-23	18-Mar-25	18
Rayong Lab	Phenol	SPECTROPHOTOMETER	RYG_EN0037	18-Sep-23	18-Mar-25	18
Rayong Lab	pH at 25 $^{\circ}C$	pH Meter	RYG_EN0152	14-Dec-23	11-Jun-25	12
Rayong Lab	Nitrate	Spectrophotometer	RYG_EN0037	18-Sep-23	18-Mar-25	18
Rayong Lab	Ammonia Nitrogen	SPECTROPHOTOMETER	RYG_EN0037	18-Sep-23	18-Mar-25	18
Rayong Lab	Dissolved Oxygen	Chamber (Cold Room)	RYG_EN0184	11-Jun-24	11-Dec-25	18
Rayong Lab	BOD	DO meter with Sensor	RYG_EN0032	24-Jul-23	24-Jan-25	18
Rayong Lab	BOD	Incubator	RYG_EN0154	1-Nov-24	1-May-26	18
Rayong Lab	BOD	Burette	RYG_EN0162	21-Oct-24	21-Oct-25	12
Rayong Lab	COD	Spectrophotometer	RYG_EN0037	18-Sep-23	18-Mar-25	18
Rayong Lab	Temperature	pH meter	RYG_FS0594	30-Jul-24	29-Jul-25	12
Rayong Lab	Total Dissolved Solids 180°C	Electronic Balance	RYG_EN0002	22-Feb-24	22-Feb-25	12
Rayong Lab	Total Dissolved Solids 180°C	Hot Air Oven	RYG_EN0010	22-Feb-24	22-Feb-25	12
Rayong Lab	Chloride	Burette	RYG_EN0216	24-Sep-24	24-Sep-25	12
Rayong Lab	Fluoride	pH ISE Meter	RYG_EN0152	14-Dec-23	11-Jun-25	12
Rayong Lab	Total Suspended Solids	Electronic Balance	RYG_EN0002	22-Feb-24	22-Feb-25	12
Rayong Lab	Total Suspended Solids	Hot Air Oven	RYG_EN0010	22-Feb-24	22-Feb-25	12
Rayong Lab	Total Kjeldahl Nitrogen	Block Digestion Unit	RYG_EN0188	11-Mar-24	11-Sep-25	18
Rayong Lab	Total Kjeldahl Nitrogen	pH Meter	RYG_EN0152	14-Dec-23	11-Jun-25	12
Rayong Lab	Formaldehyde	SPECTROPHOTOMETER	RYG_EN0037	18-Sep-23	18-Mar-25	18
Rayong Lab	Sulfide	Chamber (Cold Room)	RYG_EN0184	11-Jun-24	11-Dec-25	18
Water Lab	Hexavalent Chromium	Spectrophotometer	BKK_EN0018	13-Sep-24	13-Sep-25	12
Water Lab	Oil & Grease	Electronic Top-Loading Balance	BKK_EN0003	2-Aug-24	2-Aug-25	12
Water Lab	Oil & Grease	Water Bath	BKK_EN0148	4-Jul-23	4-Jan-25	18
Water Lab	Silver	ICP-MS	BKK_EL0026	12-Dec-23	13-Jun-25	18
Water Lab	Silver	Hot Block	BKK_EL0054	22-Sep-23	22-Mar-25	18
Water Lab	Silver	Chamber (Cold Room)	BKK_EN0167	6-Dec-23	6-Jun-25	18
Water Lab	Iron	ICP-MS	BKK_EL0026	12-Dec-23	13-Jun-25	18
Water Lab	Iron	Hot Block	BKK_EL0054	22-Sep-23	22-Mar-25	18
Water Lab	Iron	Chamber (Cold Room)	BKK_EN0167	6-Dec-23	6-Jun-25	18

right solutions.
right partner.

รายการเครื่องมือที่ใช้ในการวิเคราะห์ / ทดสอบ

Sample Name	Parameter	Equipment Name	ID No.	Calibrated Date	Next Cal	Freq. Calibrate (Months)
Water Lab	Aluminium	ICP-MS	BKK_EL0026	12-Dec-23	13-Jun-25	18
Water Lab	Aluminium	Hot Block	BKK_EL0054	22-Sep-23	22-Mar-25	18
Water Lab	Aluminium	Chamber (Cold Room)	BKK_EN0167	6-Dec-23	6-Jun-25	18
Water Lab	Copper	ICP-MS	BKK_EL0026	12-Dec-23	13-Jun-25	18
Water Lab	Copper	Hot Block	BKK_EL0054	22-Sep-23	22-Mar-25	18
Water Lab	Copper	Chamber (Cold Room)	BKK_EN0167	6-Dec-23	6-Jun-25	18
Water Lab	Lead	ICP-MS	BKK_EL0026	12-Dec-23	13-Jun-25	18
Water Lab	Lead	Hot Block	BKK_EL0054	22-Sep-23	22-Mar-25	18
Water Lab	Lead	Chamber (Cold Room)	BKK_EN0167	6-Dec-23	6-Jun-25	18
Water Lab	Nickel	ICP-MS	BKK_EL0026	12-Dec-23	13-Jun-25	18
Water Lab	Nickel	Hot Block	BKK_EL0054	22-Sep-23	22-Mar-25	18
Water Lab	Nickel	Chamber (Cold Room)	BKK_EN0167	6-Dec-23	6-Jun-25	18
Water Lab	Arsenic	ICP-MS	BKK_EL0026	12-Dec-23	13-Jun-25	18
Water Lab	Arsenic	Hot Block	BKK_EL0054	22-Sep-23	22-Mar-25	18
Water Lab	Arsenic	Chamber (Cold Room)	BKK_EN0167	6-Dec-23	6-Jun-25	18
Water Lab	Cadmium	ICP-MS	BKK_EL0026	12-Dec-23	13-Jun-25	18
Water Lab	Cadmium	Hot Block	BKK_EL0054	22-Sep-23	22-Mar-25	18
Water Lab	Cadmium	Chamber (Cold Room)	BKK_EN0167	6-Dec-23	6-Jun-25	18
Water Lab	Zinc	ICP-MS	BKK_EL0026	12-Dec-23	13-Jun-25	18
Water Lab	Zinc	Hot Block	BKK_EL0054	22-Sep-23	22-Mar-25	18
Water Lab	Zinc	Chamber (Cold Room)	BKK_EN0167	6-Dec-23	6-Jun-25	18
Water Lab	Trivalent Chromium	ICP-MS	BKK_EL0026	12-Dec-23	13-Jun-25	18
Water Lab	Trivalent Chromium	Hot Block	BKK_EL0054	22-Sep-23	22-Mar-25	18
Water Lab	Trivalent Chromium	Chamber (Cold Room)	BKK_EN0167	6-Dec-23	6-Jun-25	18
Water Lab	Mercury	Mercury Analyzer	BKK_EL0128	6-Dec-24	6-Dec-25	12
Water Lab	Total Coliform	Autoclave	BKK_ML0041	4-Oct-23	4-Apr-25	18
Water Lab	Total Coliform	Incubator	BKK_ML0010	17-Jul-23	17-Jan-25	18
Water Lab	Total Coliform	Hot Air Oven	BKK_ML0013	23-Apr-24	23-Oct-25	18
Water Lab	Fecal Coliform	Autoclave	BKK_ML0041	4-Oct-23	4-Apr-25	18
Water Lab	Fecal Coliform	Incubator	BKK_ML0010	17-Jul-23	17-Jan-25	18
Water Lab	Fecal Coliform	Hot Air Oven	BKK_ML0013	23-Apr-24	23-Oct-25	18
Water Lab	Fecal Coliform	Water Bath	BKK_ML0056	1-Mar-24	1-Mar-25	12
Sludge	Silver	ICP-OES	BKK_EL0037	29-Feb-24	28-Feb-25	12
Sludge	Silver	Hot Block	BKK_EL0054	22-Sep-23	22-Mar-25	18
Sludge	Silver	Chamber (Cold Room)	BKK_EN0167	6-Dec-23	6-Jun-25	18
Sludge	Aluminium	ICP-OES	BKK_EL0037	29-Feb-24	28-Feb-25	12
Sludge	Aluminium	Hot Block	BKK_EL0054	22-Sep-23	22-Mar-25	18
Sludge	Aluminium	Chamber (Cold Room)	BKK_EN0167	6-Dec-23	6-Jun-25	18
Sludge	Mercury	Mercury Analyzer	BKK_EL0128	6-Dec-24	6-Dec-25	12
Sludge	Copper	ICP-OES	BKK_EL0037	29-Feb-24	28-Feb-25	12
Sludge	Copper	Hot Block	BKK_EL0054	22-Sep-23	22-Mar-25	18
Sludge	Copper	Chamber (Cold Room)	BKK_EN0167	6-Dec-23	6-Jun-25	18
Sludge	Nickel	ICP-OES	BKK_EL0037	29-Feb-24	28-Feb-25	12
Sludge	Nickel	Hot Block	BKK_EL0054	22-Sep-23	22-Mar-25	18
Sludge	Nickel	Chamber (Cold Room)	BKK_EN0167	6-Dec-23	6-Jun-25	18
Sludge	Arsenic	ICP-OES	BKK_EL0037	29-Feb-24	28-Feb-25	12
Sludge	Arsenic	Hot Block	BKK_EL0054	22-Sep-23	22-Mar-25	18
Sludge	Arsenic	Chamber (Cold Room)	BKK_EN0167	6-Dec-23	6-Jun-25	18
Sludge	Cadmium	ICP-OES	BKK_EL0037	29-Feb-24	28-Feb-25	12
Sludge	Cadmium	Hot Block	BKK_EL0054	22-Sep-23	22-Mar-25	18
Sludge	Cadmium	Chamber (Cold Room)	BKK_EN0167	6-Dec-23	6-Jun-25	18
Sludge	Zinc	ICP-OES	BKK_EL0037	29-Feb-24	28-Feb-25	12
Sludge	Zinc	Hot Block	BKK_EL0054	22-Sep-23	22-Mar-25	18
Sludge	Zinc	Chamber (Cold Room)	BKK_EN0167	6-Dec-23	6-Jun-25	18
Sludge	Trivalent Chromium	ICP-OES	BKK_EL0037	29-Feb-24	28-Feb-25	12
Sludge	Trivalent Chromium	Hot Block	BKK_EL0054	22-Sep-23	22-Mar-25	18
Sludge	Trivalent Chromium	Chamber (Cold Room)	BKK_EN0167	6-Dec-23	6-Jun-25	18
Sludge	Hexavalent Chromium	Spectrophotometer	BKK_EN0018	13-Sep-24	13-Sep-25	12

right solutions.
right partner.

รายการเครื่องมือที่ใช้ในการวิเคราะห์ / ทดสอบ

Sample Name	Parameter	Equipment Name	ID No.	Calibrated Date	Next Cal	Freq. Calibrate (Months)
Soil	Mercury	Mercury Analyzer	BKK_EL0128	6-Dec-24	6-Dec-25	12
Soil	Aluminium	ICP-OES	BKK_EL0037	29-Feb-24	28-Feb-25	12
Soil	Aluminium	Hot Block	BKK_EL0054	22-Sep-23	22-Mar-25	18
Soil	Aluminium	Chamber (Cold Room)	BKK_EN0167	6-Dec-23	6-Jun-25	18
Soil	Arsenic	ICP-OES	BKK_EL0037	29-Feb-24	28-Feb-25	12
Soil	Arsenic	Hot Block	BKK_EL0054	22-Sep-23	22-Mar-25	18
Soil	Arsenic	Chamber (Cold Room)	BKK_EN0167	6-Dec-23	6-Jun-25	18
Soil	Cadmium	ICP-OES	BKK_EL0037	29-Feb-24	28-Feb-25	12
Soil	Cadmium	Hot Block	BKK_EL0054	22-Sep-23	22-Mar-25	18
Soil	Cadmium	Chamber (Cold Room)	BKK_EN0167	6-Dec-23	6-Jun-25	18
Soil	Copper	ICP-OES	BKK_EL0037	29-Feb-24	28-Feb-25	12
Soil	Copper	Hot Block	BKK_EL0054	22-Sep-23	22-Mar-25	18
Soil	Copper	Chamber (Cold Room)	BKK_EN0167	6-Dec-23	6-Jun-25	18
Soil	Nickel	ICP-OES	BKK_EL0037	29-Feb-24	28-Feb-25	12
Soil	Nickel	Hot Block	BKK_EL0054	22-Sep-23	22-Mar-25	18
Soil	Nickel	Chamber (Cold Room)	BKK_EN0167	6-Dec-23	6-Jun-25	18
Soil	Silver	ICP-OES	BKK_EL0037	29-Feb-24	28-Feb-25	12
Soil	Silver	Hot Block	BKK_EL0054	22-Sep-23	22-Mar-25	18
Soil	Silver	Chamber (Cold Room)	BKK_EN0167	6-Dec-23	6-Jun-25	18
Soil	Trivalent Chromium	ICP-OES	BKK_EL0037	29-Feb-24	28-Feb-25	12
Soil	Trivalent Chromium	Hot Block	BKK_EL0054	22-Sep-23	22-Mar-25	18
Soil	Trivalent Chromium	Chamber (Cold Room)	BKK_EN0167	6-Dec-23	6-Jun-25	18
Soil	Zinc	ICP-OES	BKK_EL0037	29-Feb-24	28-Feb-25	12
Soil	Zinc	Hot Block	BKK_EL0054	22-Sep-23	22-Mar-25	18
Soil	Zinc	Chamber (Cold Room)	BKK_EN0167	6-Dec-23	6-Jun-25	18
Soil	Hexavalent Chromium	Spectrophotometer	BKK_EN0018	13-Sep-24	13-Sep-25	12

High Volume Air Sampler Calibration Worksheet

Project Site :	Rojana Industrial Park Rayong 2 Co., Ltd.	**Barometric Pressure (mm Hg) :**	757.4
Calibrate Location :	วัดมาบยางพร (A1)	**Temperature (°C) :**	30.1
Calibrate Date :	15-Dec-24	**High Volume ID :**	RYG_FS0393
CalibrationSheet No.:	**C-151224-RYG_FS0393**	**High Volume Model :**	TE-5170D
Calibrator ID:	RYG_FS0205	**High Volume S/N :**	5682
Calibrator Model :	TE-5028A	**Calibrator Slope :**	1.52567
Calibrator S/N :	1166	**Calibrator Intercept :**	-0.03613

Test No.	Delta H_2O (inch)	Q_{std} (m^3/min)	I : Chart (CFM)	Linear Regression
1	2.6	1.0823	40	Slope : 33.9271
2	3.4	1.2324	44	Intercept : 2.7476
3	4.4	1.3971	50	Correlation Coefficient : 0.9985
4	5.2	1.5156	54	
5	6.4	1.6775	60	

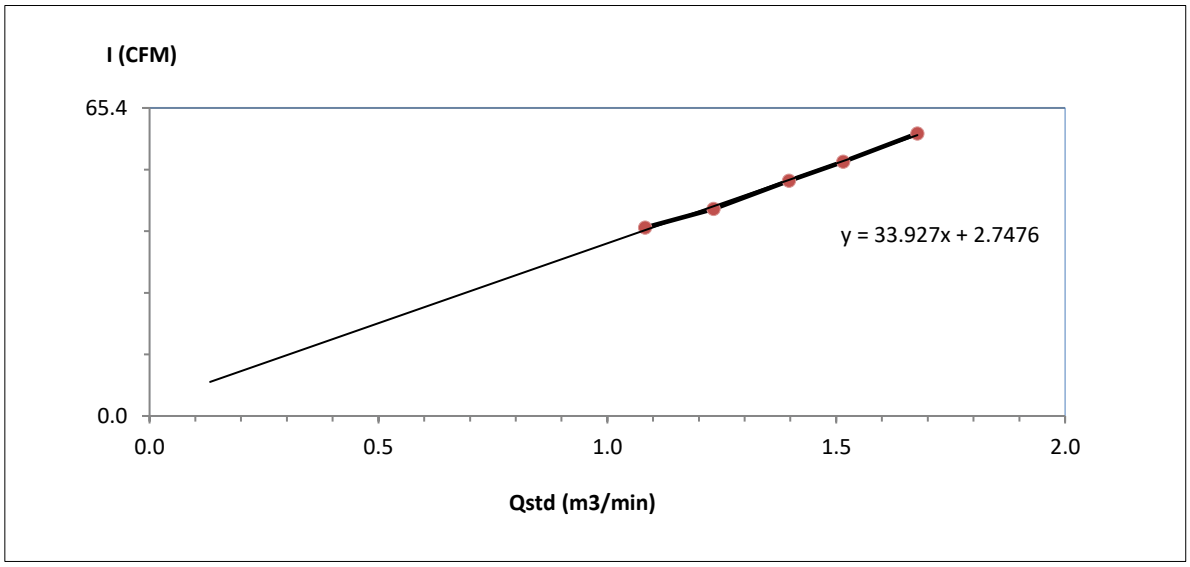

Calibrated by Panuwat W.

(Mr.Panuwat Wangbong)
RYG-Field Services Scientist(1)

Approved by : Supot S

(Mr. Supot Salamteh)
RYG-Field Services Section Head

High Volume Air Sampler Calibration Worksheet

Project Site :	Rojana Industrial Park Rayong 2 Co., Ltd.	**Barometric Pressure (mm Hg) :**	757.4
Calibrate Location :	บ้านวังตาผิน (A2)	**Temperature (°C) :**	30.1
Calibrate Date :	15-Dec-24	**High Volume ID :**	RYG_FS0178
CalibrationSheet No.:	**C-151224-RYG_FS0178**	**High Volume Model :**	TE-5170D
Calibrator ID:	RYG_FS0205	**High Volume S/N :**	4804
Calibrator Model :	TE-5028A	**Calibrator Slope :**	1.52567
Calibrator S/N :	1166	**Calibrator Intercept :**	-0.03613

Test No.	Delta H_2O (inch)	Q_{std} (m^3/min)	I : Chart (CFM)	Linear Regression
1	2.2	0.9984	40	Slope : 28.7731
2	3.0	1.1599	44	Intercept : 10.9642
3	4.2	1.3658	50	Correlation Coefficient : 0.9993
4	5.0	1.4869	54	
5	6.6	1.7029	60	

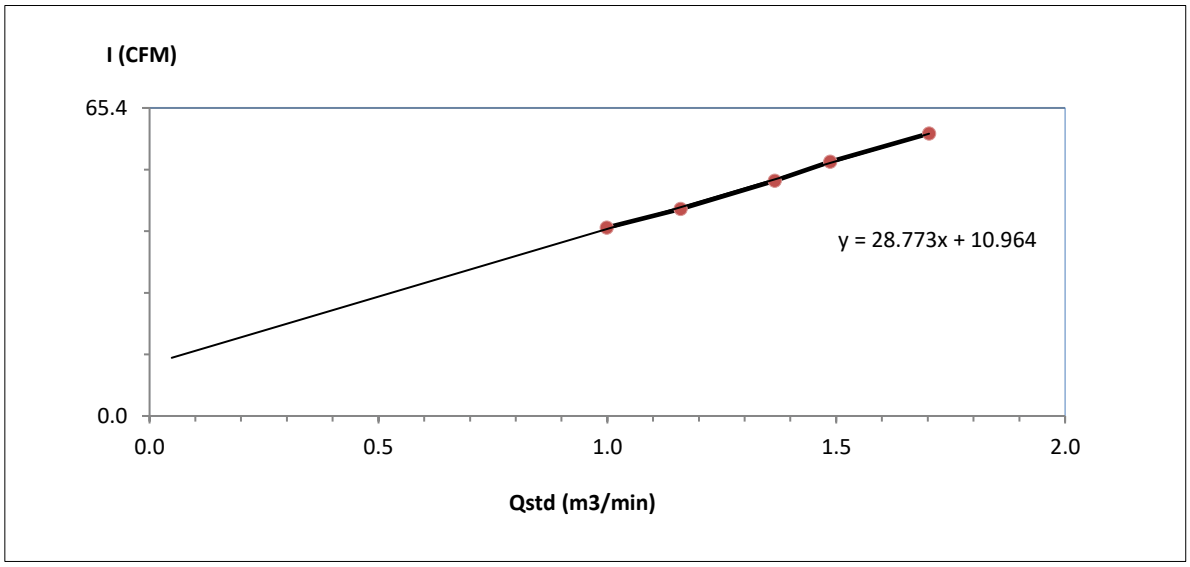

Calibrated by Panuwat W.

(Mr.Panuwat Wangbong)
RYG-Field Services Scientist(1)

Approved by : Supot S

(Mr. Supot Salamteh)
RYG-Field Services Section Head

High Volume Air Sampler Calibration Worksheet

Project Site :	Rojana Industrial Park Rayong 2 Co., Ltd.	**Barometric Pressure (mm Hg) :**	757.4
Calibrate Location :	วัดประสิทธิ์ธาราม (A3)	**Temperature (°C) :**	30.1
Calibrate Date :	15-Dec-24	**High Volume ID :**	RYG_FS0174
CalibrationSheet No.:	**C-151224-RYG_FS0174**	**High Volume Model :**	TE-5170D
Calibrator ID:	RYG_FS0205	**High Volume S/N :**	4800
Calibrator Model :	TE-5028A	**Calibrator Slope :**	1.52567
Calibrator S/N :	1166	**Calibrator Intercept :**	-0.03613

Test No.	Delta H_2O (inch)	Q_{std} (m^3/min)	I : Chart (CFM)	Linear Regression
1	2.4	1.0412	40	Slope : 31.4377
2	3.2	1.1967	44	Intercept : 6.8648
3	4.2	1.3658	50	Correlation Coefficient : 0.9983
4	5.2	1.5156	54	
5	6.4	1.6775	60	

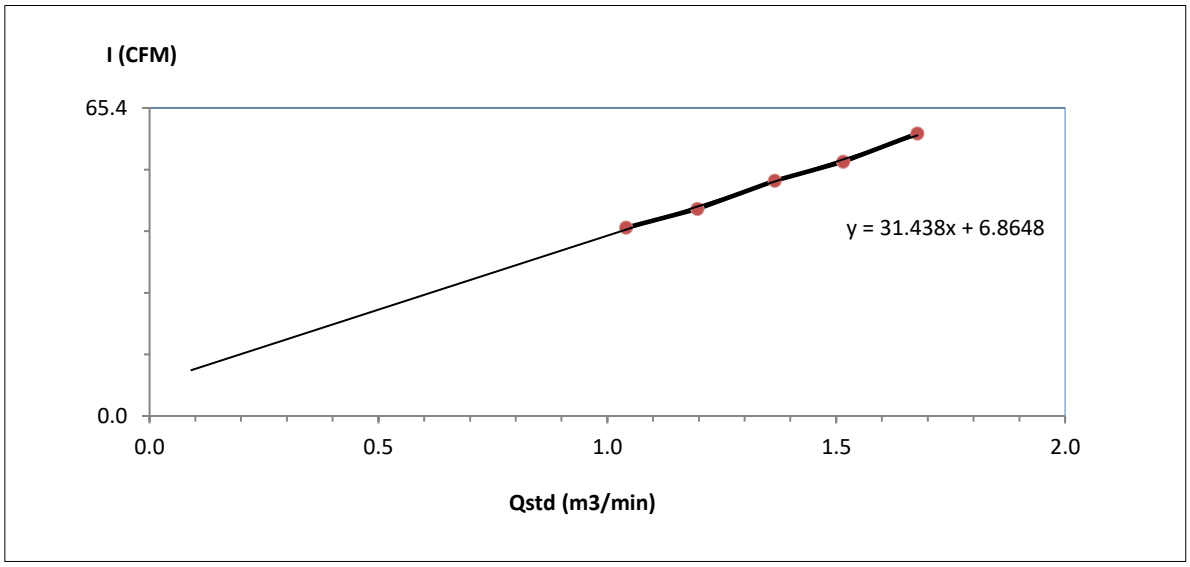

Calibrated by Panuwat W.

(Mr.Panuwat Wangbong)
RYG-Field Services Scientist(1)

Approved by : Supot S

(Mr. Supot Salamteh)
RYG-Field Services Section Head

High Volume Air Sampler Calibration Worksheet

Project Site :	Rojana Industrial Park Rayong 2 Co., Ltd.	**Barometric Pressure (mm Hg) :**	757.4
Calibrate Location :	วัดวังประดู่ (A4)	**Temperature (°C) :**	30.1
Calibrate Date :	15-Dec-24	**High Volume ID :**	RYG_FS0292
CalibrationSheet No.:	**C-151224-RYG_FS0292**	**High Volume Model :**	TE-5170D
Calibrator ID:	RYG_FS0205	**High Volume S/N :**	5497
Calibrator Model :	TE-5028A	**Calibrator Slope :**	1.52567
Calibrator S/N :	1166	**Calibrator Intercept :**	-0.03613

Test No.	Delta H_2O (inch)	Q_{std} (m^3/min)	I : Chart (CFM)	Linear Regression
1	2.6	1.0823	40	Slope : 33.0782
2	3.2	1.1967	44	Intercept : 4.1562
3	4.4	1.3971	50	Correlation Coefficient : 0.9992
4	5.2	1.5156	54	
5	6.4	1.6775	60	

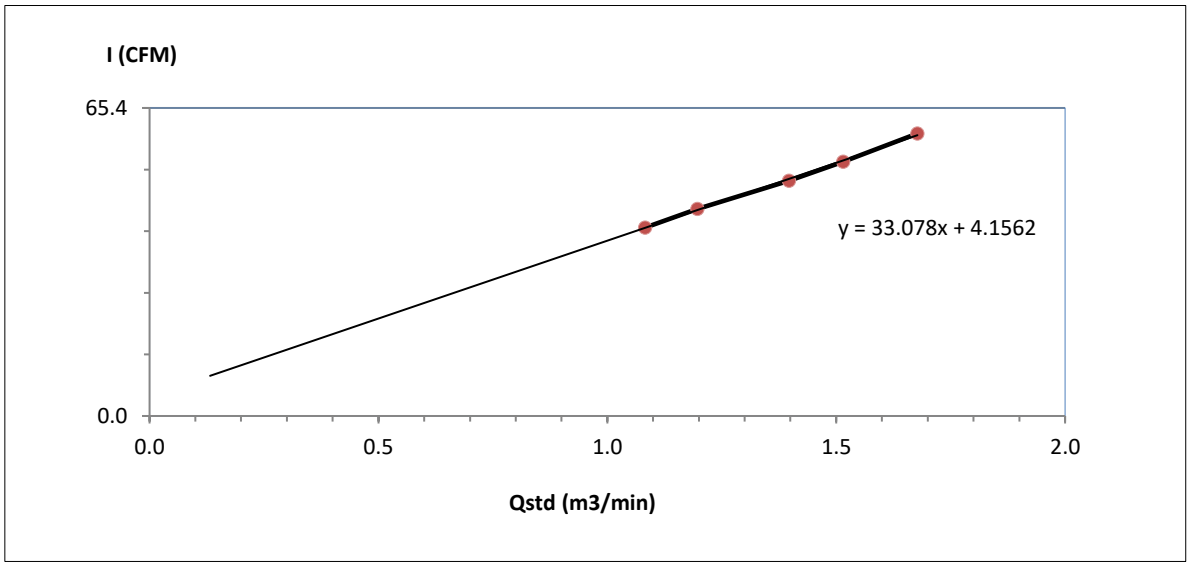

Calibrated by Panuwat W.

(Mr.Panuwat Wangbong)
RYG-Field Services Scientist(1)

Approved by : Supot S

(Mr. Supot Salamteh)
RYG-Field Services Section Head

Sartorius (Thailand) Co., Ltd.
129 Rama 9 Road, Huaykwang, Huaykwang, Bangkok 10310
Tel: +66 2643 8361-6 , e-mail: service.thailand@sartorius.com

NSC-TISI-TIS 17025
CALIBRATION 0426

Certificate of Calibration

Model Number : LA130S-F
Description : Analytical Balance
Serial Number : 25409664
ID No. : RYG_EN0001
Manufacturer : Sartorius

Certificate No. : 24BCI0068
Issued Date : Friday, February 23, 2024
Reference No. : 229196
Page No. : 1 Of 2

REVIEW BY Thanitsll.
APPROVED BY
NEXT CAL. DATE 22/02/2025

Customer Name : ALS Laboratory Group (Thailand) Co.,Ltd. (Rayong Branch)
616/10 Moo 5 T.Maenam Khu, A.Pluak Daeng, Rayong 21140, Thailand.

Calibrated Place : ALS Laboratory Group (Thailand) Co., Ltd.(Balance Room)
616/10 Moo 5 T.Maenam Khu, A.Pluak Daeng, Rayong 21140, Thailand.

Calibrated By : Mr.Chonchai Inthana
Calibration Date : Thursday, February 22, 2024

Calibration Procedure No. : This calibration was conducted by
Using in-house calibration procedure number (WI-003)
Based on UKAS LAB 14 : 2019

Metrological data :

Capacity : 150 g Readability : 0.0001 g

Ambients Conditions:

Temperature : 23.6 °C ± 5.0 °C
Humidity : 54.0 % RH ± 10.0 % RH
Pressure ± -

Reasons for calibration

☐ New Installation ☐ Service / Repaired ☑ Re-calibration/ Maintenance

Equipment Condition: ☑ Good Operate ☐ Fair

Measurement Method UKAS Publication Ref :Lab 14

The measurement uncertainty stated is the expended uncertainty which is obtained from the standard uncertainty multiplied by the coverage factor (k=2) to provide a level of confidence of approximately 95%. It is determined in accordance with the Guide to Expression of Uncertainty in Measurement (GUM). The calibration certificate documents the traceability to National Standards, which realise the unit of measurement according to the International Standard System of Units (SI). Report of Tolerance came form list of Sartorius Metrological Specifications.

Traceability:

Model Number	Description	Traceability	Cetificate No.	Due Date
YCS011-522-00	Sartorius weight set 1mg - 5000g E2,YCS011-522-00	TCS	M2308197S	23-Aug-2025
MHB-382SD	Humidity/Barometer/Temp Lutron MHB-382SD	DKSH	C19231845	23-Aug-2024

This certificate relate and apply this equipment only.
This certificate may not be reproduced other than in full except with the prior written approval of the Verification Operation Division Sartorius (Thailand) Co., Ltd.

Mr.chonchai Intrhana(Technical Manager)

STAMP

Sartorius (Thailand) Co., Ltd.
129 Rama 9 Road, Huaykwang, Huaykwang, Bangkok 10310
Tel: +66 2643 8361-6 Fax: +66 2643-8367, e-mail: service.thailand@sartorius.com

SARTORIUS

Certificate of Calibration

Model Number :	LA130S-F	Certificate No. :	24BCI0068
Description :	Analytical Balance	Issued Date :	Friday, February 23, 2024
Serial Number :	25409664	Reference No. :	229196
ID No. :	RYG_EN0001		
Manufacturer :	Sartorius	Page No. :	2 of 2

Calibration Results : Without Adjustment

Repeatability

The reproducibility is the ability of a weighing instrument to display nearly identical readouts under constant test conditions when the same load within a measurement series is placed repeatedly on the weighing pan in the same manner. The standard deviation is used to express reproducibility quantitatively.

Nominal Value : (Low Load) 10 g		
Tolerance *0.0001* g	10.0000	99.9999
	10.0000	100.0000
	10.0000	100.0001
	10.0000	100.0001
	9.9999	100.0000
Nominal Value : (High Load) 100 g	10.0000	100.0001
	10.0000	100.0000
Tolerance *0.0001* g	10.0000	100.0001
	9.9999	100.0002
	9.9999	100.0001
Standard Deviation	0.00005	0.00008

Eccentricity (Off-center loading error)

The off-center loading error is yielded by the difference between the readout of the load, i.e. 1/3 or 1/4 of maximim capacity, placed in the middle of the weighing pan and between each of four additional measurement points (positions defined according to OIML R76).

Nominal value : 50 g
Tolerance *0.0004* g

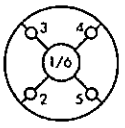

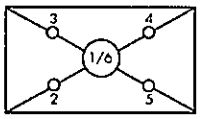

	Difference
1	–
2	-0.0001
3	0.0001
4	0.0002
5	0.0000
6	-

Linearity

The linearity, also called linearity error. Describes the deviation of the characteristic curve of a weighing instrument from the linear slope.

Tolerance *0.0002* g

Nominal Value (g)	Conventional Mass Value (g)	Displayed Value (g)	Deviation (g)	Uncertainty (g)
0.01	0.0100	0.0100	0.0000	0.00020
0.05	0.0500	0.0500	0.0000	0.00021
0.1	0.1000	0.1000	0.0000	0.00021
0.5	0.5000	0.5000	0.0000	0.00021
1	1.0000	1.0000	0.0000	0.00021
2	2.0000	2.0000	0.0000	0.00021
5	5.0000	5.0000	0.0000	0.00021
10	10.0000	10.0001	0.0001	0.00024
20	20.0000	20.0001	0.0001	0.00021
100	100.0000	99.9999	-0.0001	0.00024

End of Report.

High Volume Air Sampler Calibration Worksheet

Project Site :	Rojana Industrial Park Rayong 2 Co., Ltd.	**Barometric Pressure (mm Hg) :**	757.4
Calibrate Location :	วัดมาบยางพร (A1)	**Temperature (°C) :**	30.1
Calibrate Date :	15-Dec-24	**High Volume ID :**	RYG_FS0668
CalibrationSheet No.:	**C-151224-RYG_FS0668**	**High Volume Model :**	TE-5009X
Calibrator ID:	RYG_FS0205	**High Volume S/N :**	6267
Calibrator Model :	TE-5028A	**Calibrator Slope :**	0.95561
Calibrator S/N :	1166	**Calibrator Intercept :**	-0.02266

Test No.	Delta H_2O (inch)	Qa (m^3/min)	I : Chart (CFM)	Linear Regression
1	1.8	0.911	32	Slope : 44.3062
2	2.2	1.005	36	Intercept : -8.3237
3	2.6	1.090	40	Correlation Coefficient : 0.9987
4	3.0	1.169	44	
5	3.6	1.279	48	

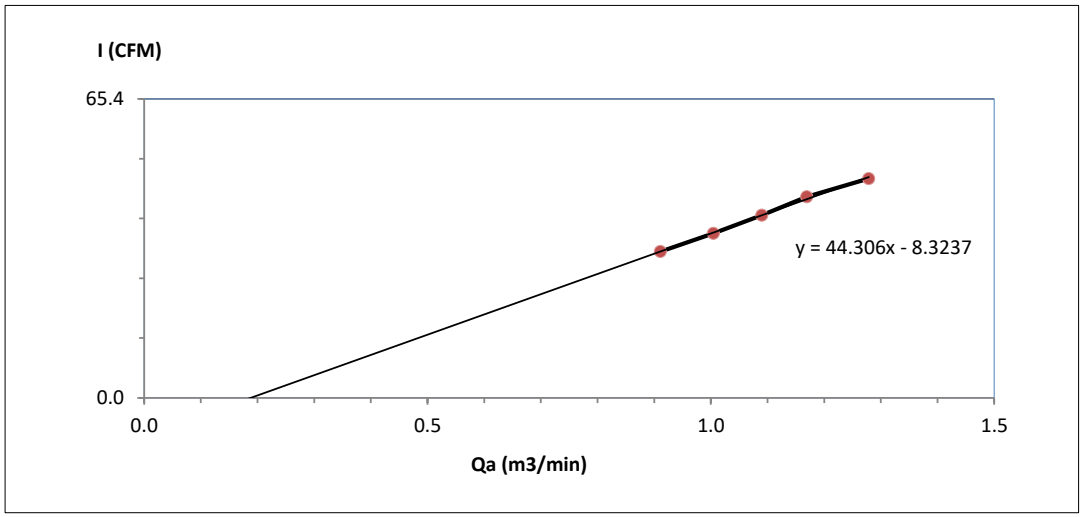

Calibrated by Panuwat W.

(Mr.Panuwat Wangbong)
RYG-Field Services Scientist(1)

Approved by : Supot S.

(Mr. Supot Salamteh)
RYG-Field Services Section Head

High Volume Air Sampler Calibration Worksheet

Project Site :	Rojana Industrial Park Rayong 2 Co., Ltd.	**Barometric Pressure (mm Hg) :**	757.4
Calibrate Location :	บ้านวังตาผิน (A2)	**Temperature (°C) :**	30.1
Calibrate Date :	15-Dec-24	**High Volume ID :**	RYG_FS0295
CalibrationSheet No.:	**C-151224-RYG_FS0295**	**High Volume Model :**	TE-5009X
Calibrator ID:	RYG_FS0205	**High Volume S/N :**	5502
Calibrator Model :	TE-5028A	**Calibrator Slope :**	0.95561
Calibrator S/N :	1166	**Calibrator Intercept :**	-0.02266

Test No.	Delta H_2O (inch)	Qa (m^3/min)	I : Chart (CFM)	Linear Regression
1	1.8	0.911	32	Slope : 39.5999
2	2.2	1.005	36	Intercept : -3.7611
3	2.6	1.090	40	Correlation Coefficient : 0.9984
4	3.2	1.207	44	
5	3.8	1.313	48	

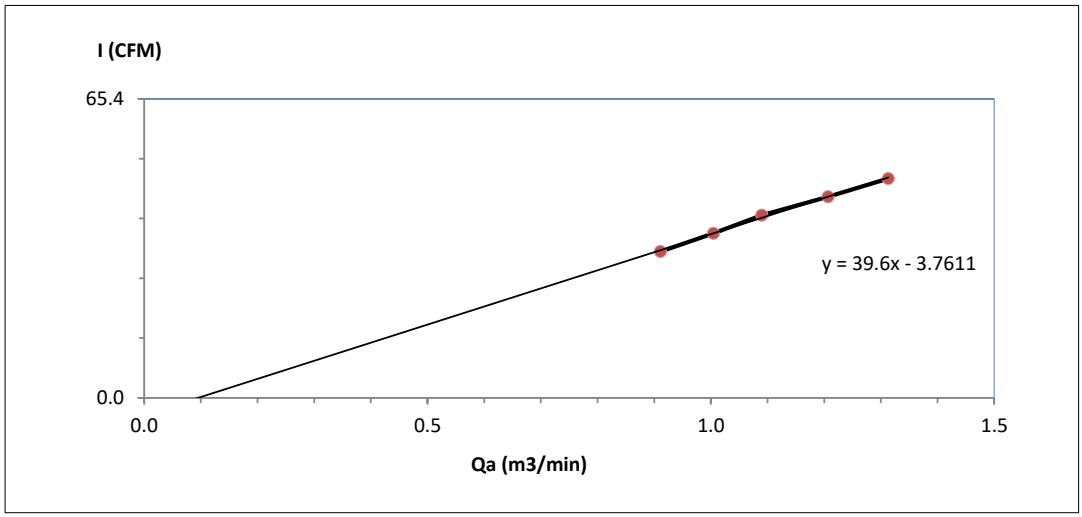

Calibrated by Panuwat W.

(Mr.Panuwat Wangbong)
RYG-Field Services Scientist(1)

Approved by : Supot S.

(Mr. Supot Salamteh)
RYG-Field Services Section Head

High Volume Air Sampler Calibration Worksheet

Project Site :	Rojana Industrial Park Rayong 2 Co., Ltd.	**Barometric Pressure (mm Hg) :**	757.4
Calibrate Location :	วัดประสิทธิ์ธาราม (A3)	**Temperature (°C) :**	30.1
Calibrate Date :	15-Dec-24	**High Volume ID :**	RYG_FS0185
CalibrationSheet No.:	**C-151224-RYG_FS0185**	**High Volume Model :**	TE-5009X
Calibrator ID:	RYG_FS0205	**High Volume S/N :**	4793
Calibrator Model :	TE-5028A	**Calibrator Slope :**	0.95561
Calibrator S/N :	1166	**Calibrator Intercept :**	-0.02266

Test No.	Delta H_2O (inch)	Qa (m^3/min)	I : Chart (CFM)	Linear Regression
1	1.8	0.911	32	Slope : 35.9615
2	2.2	1.005	36	Intercept : -0.5334
3	2.8	1.130	40	Correlation Coefficient : 0.9991
4	3.4	1.243	44	
5	4.0	1.347	48	

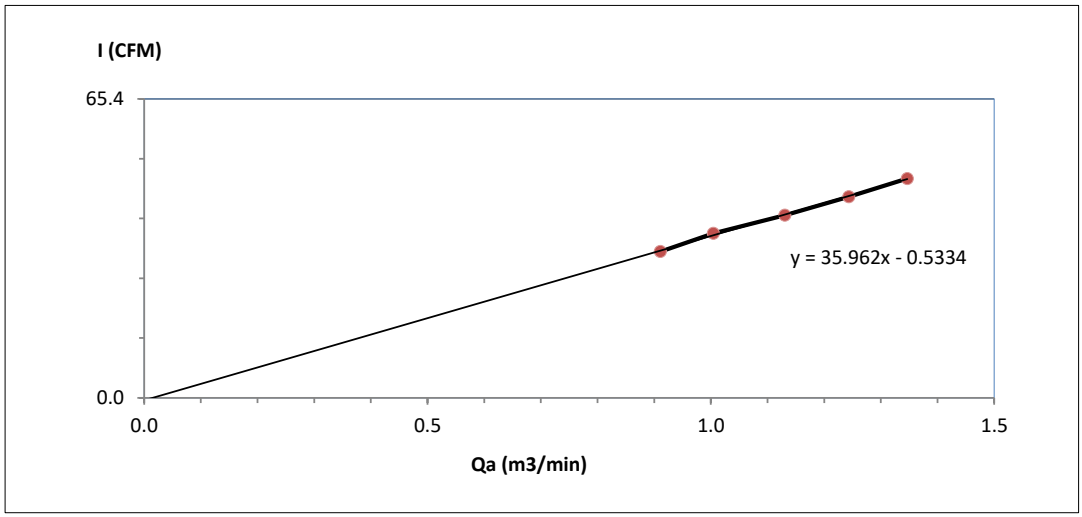

Calibrated by Panuwat W.

(Mr.Panuwat Wangbong)
RYG-Field Services Scientist(1)

Approved by : Supot S.

(Mr. Supot Salamteh)
RYG-Field Services Section Head

High Volume Air Sampler Calibration Worksheet

Project Site :	Rojana Industrial Park Rayong 2 Co., Ltd.	**Barometric Pressure (mm Hg) :**	757.4
Calibrate Location :	วัดวังประดู่ (A4)	**Temperature (°C) :**	30.1
Calibrate Date :	15-Dec-24	**High Volume ID :**	RYG_FS0188
CalibrationSheet No.:	**C-151224-RYG_FS0188**	**High Volume Model :**	TE-5009X
Calibrator ID:	RYG_FS0205	**High Volume S/N :**	4796
Calibrator Model :	TE-5028A	**Calibrator Slope :**	0.95561
Calibrator S/N :	1166	**Calibrator Intercept :**	-0.02266

Test No.	Delta H_2O (inch)	Qa (m^3/min)	I : Chart (CFM)	Linear Regression
1	2.0	0.959	32	Slope : 41.0632
2	2.4	1.048	36	Intercept : -7.0368
3	2.8	1.130	40	Correlation Coefficient : 0.9982
4	3.4	1.243	44	
5	4.0	1.347	48	

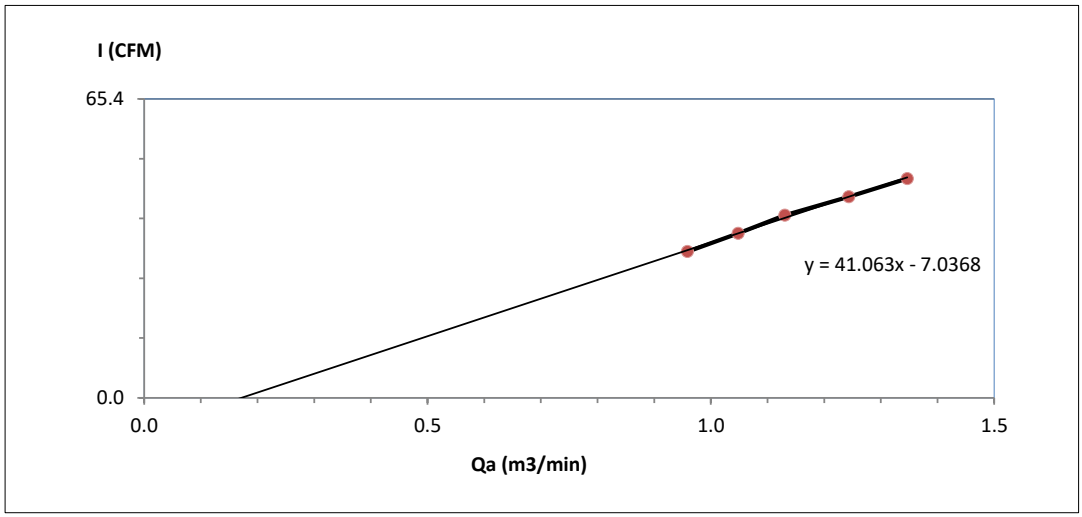

Calibrated by Panuwat W.

(Mr.Panuwat Wangbong)
RYG-Field Services Scientist(1)

Approved by : Supot S.

(Mr. Supot Salamteh)
RYG-Field Services Section Head

MULTIPOINT CALIBRATION REPORT

Calibration Date	3-Jul-24	Equipment Name	NOx Analyzer
Manufacturer	HORIBA	Model	APNA-370
Serial No.	U8AOEAGK	Equipment ID	RYG_FS0551
Calibrator Manufacturer	Teledyne API	Model	700
Serial No.	947		
Std. Gas Concentration (PPM)	55.88	Cylinder No.	GN0027222
Cylinder Pressure (psi)	1800	Certified By	Airgas Inc.
Certified Date	9-Feb-22	Expired Date	9-Feb-30

Point	CALIBRATION RESULTS						
	Ideal	Actual NO	Error NO	%Error NO	Actual NOx	Error NOx	%Error NOx
ZERO	0.00	0.10	0.10	0.10	0.10	0.10	0.10
1	100.00	99.00	-1.00	-1.00	101.30	1.30	1.30
2	200.00	198.40	-1.60	-0.80	201.30	1.30	0.65
3	300.00	298.40	-1.60	-0.53	301.20	1.20	0.40
4	400.00	398.50	-1.50	-0.38	401.30	1.30	0.33
AVERAGE (%)				-0.52			0.56

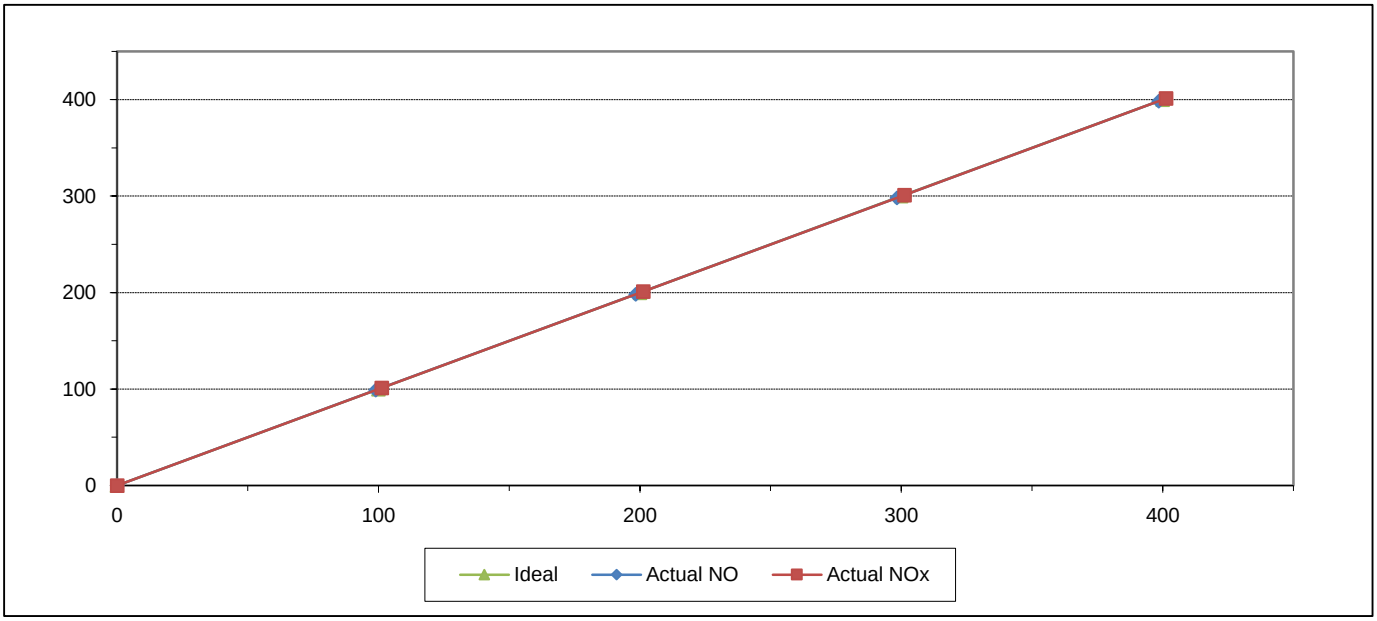

Calibrated By

(Mr.Jirawut Sakarn)
Field Environmental Scientist (3)

Approved By

(Mr.Sarayuth Jittranont)
Assistant General Manager

MULTIPOINT CALIBRATION REPORT

Calibration Date	3-Jul-24	Equipment Name	NOx Analyzer
Manufacturer	HORIBA	Model	APNA-370
Serial No.	NV0ER3YH	Equipment ID	RYG_FS0459
Calibrator Manufacturer	Teledyne API	Model	700
Serial No.	947		
Std. Gas Concentration (PPM)	55.88	Cylinder No.	GN0027222
Cylinder Pressure (psi)	1800	Certified By	Airgas Inc.
Certified Date	9-Feb-22	Expired Date	9-Feb-30

Point	CALIBRATION RESULTS						
	Ideal	Actual NO	Error NO	%Error NO	Actual NOx	Error NOx	%Error NOx
ZERO	0.00	0.05	0.05	0.05	0.10	0.10	0.10
1	100.00	99.50	-0.50	-0.50	101.20	1.20	1.20
2	200.00	198.70	-1.30	-0.65	199.70	-0.30	-0.15
3	300.00	301.10	1.10	0.37	301.40	1.40	0.47
4	400.00	400.30	0.30	0.08	398.80	-1.20	-0.30
AVERAGE (%)				-0.13			0.26

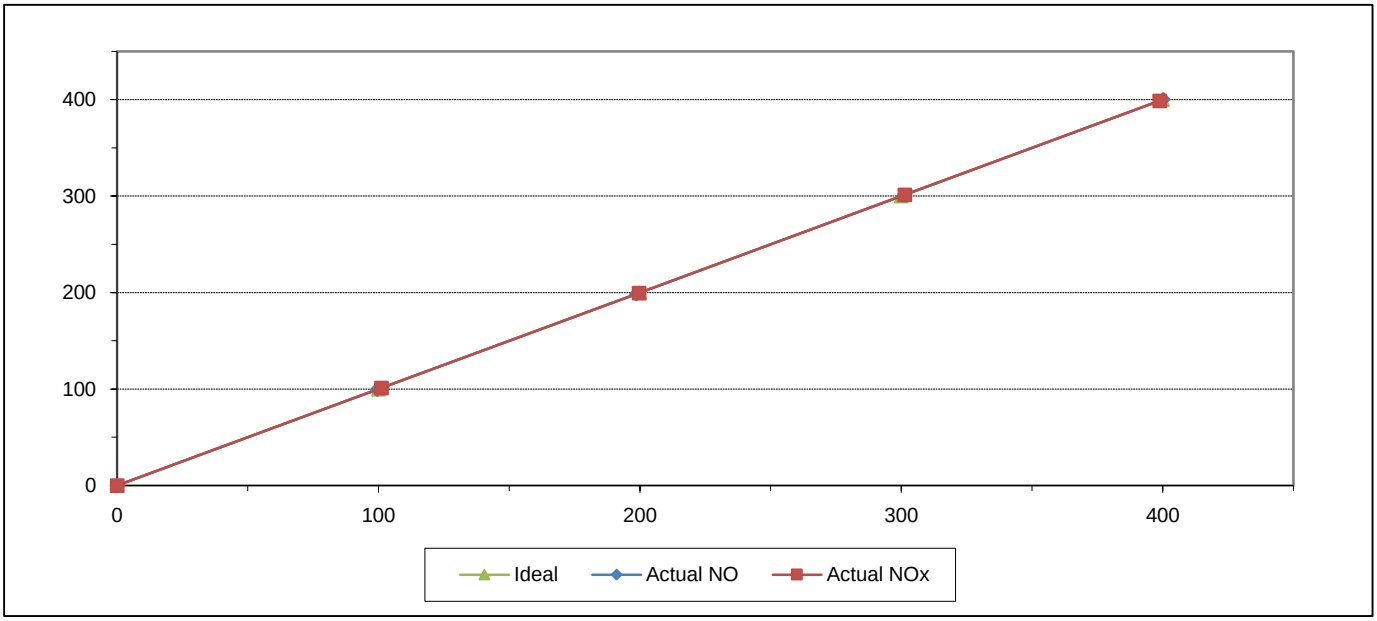

Calibrated By

(Mr.Jirawut Sakarn)
Field Environmental Scientist (3)

Approved By

(Mr.Sarayuth Jittranont)
Assistant General Manager

MULTIPOINT CALIBRATION REPORT

Calibration Date	3-Jul-24	Equipment Name	NOx Analyzer
Manufacturer	Teledyne API	Model	T200
Serial No.	7239	Equipment ID	RYG_FS0535
Calibrator Manufacturer	Teledyne API	Model	700
Serial No.	947		
Std. Gas Concentration (PPM)	55.88	Cylinder No.	GN0027222
Cylinder Pressure (psi)	1800	Certified By	Airgas Inc.
Certified Date	9-Feb-22	Expired Date	9-Feb-30

Point	CALIBRATION RESULTS						
	Ideal	Actual NO	Error NO	%Error NO	Actual NOx	Error NOx	%Error NOx
ZERO	0.00	0.10	0.10	0.10	0.10	0.10	0.10
1	100.00	99.80	-0.20	-0.20	101.00	1.00	1.00
2	200.00	198.30	-1.70	-0.85	201.30	1.30	0.65
3	300.00	298.80	-1.20	-0.40	301.20	1.20	0.40
4	400.00	398.70	-1.30	-0.33	402.30	2.30	0.58
AVERAGE (%)				-0.33			0.55

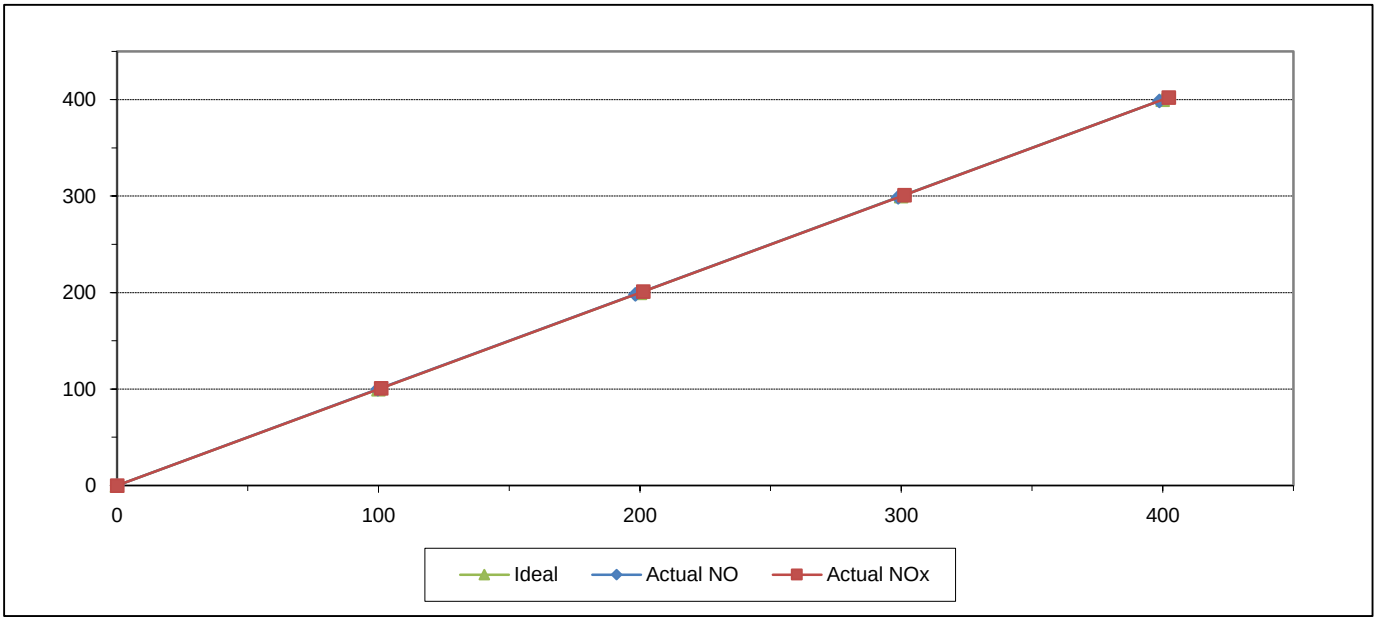

Calibrated By

(Mr.Jirawut Sakarn)
Field Environmental Scientist (3)

Approved By

(Mr.Sarayuth Jittranont)
Assistant General Manager

MULTIPOINT CALIBRATION REPORT

Calibration Date	3-Jul-24	Equipment Name	NOx Analyzer
Manufacturer	Teledyne API	Model	T200
Serial No.	7238	Equipment ID	RYG_FS0533
Calibrator Manufacturer	Teledyne API	Model	700
Serial No.	947		
Std. Gas Concentration (PPM)	55.88	Cylinder No.	GN0027222
Cylinder Pressure (psi)	1800	Certified By	Airgas Inc.
Certified Date	9-Feb-22	Expired Date	9-Feb-30

Point	CALIBRATION RESULTS						
	Ideal	Actual NO	Error NO	%Error NO	Actual NOx	Error NOx	%Error NOx
ZERO	0.00	0.10	0.10	0.10	0.10	0.10	0.10
1	100.00	99.50	-0.50	-0.50	101.10	1.10	1.10
2	200.00	198.90	-1.10	-0.55	201.20	1.20	0.60
3	300.00	298.80	-1.20	-0.40	301.10	1.10	0.37
4	400.00	398.30	-1.70	-0.42	401.80	1.80	0.45
AVERAGE (%)				-0.35			0.52

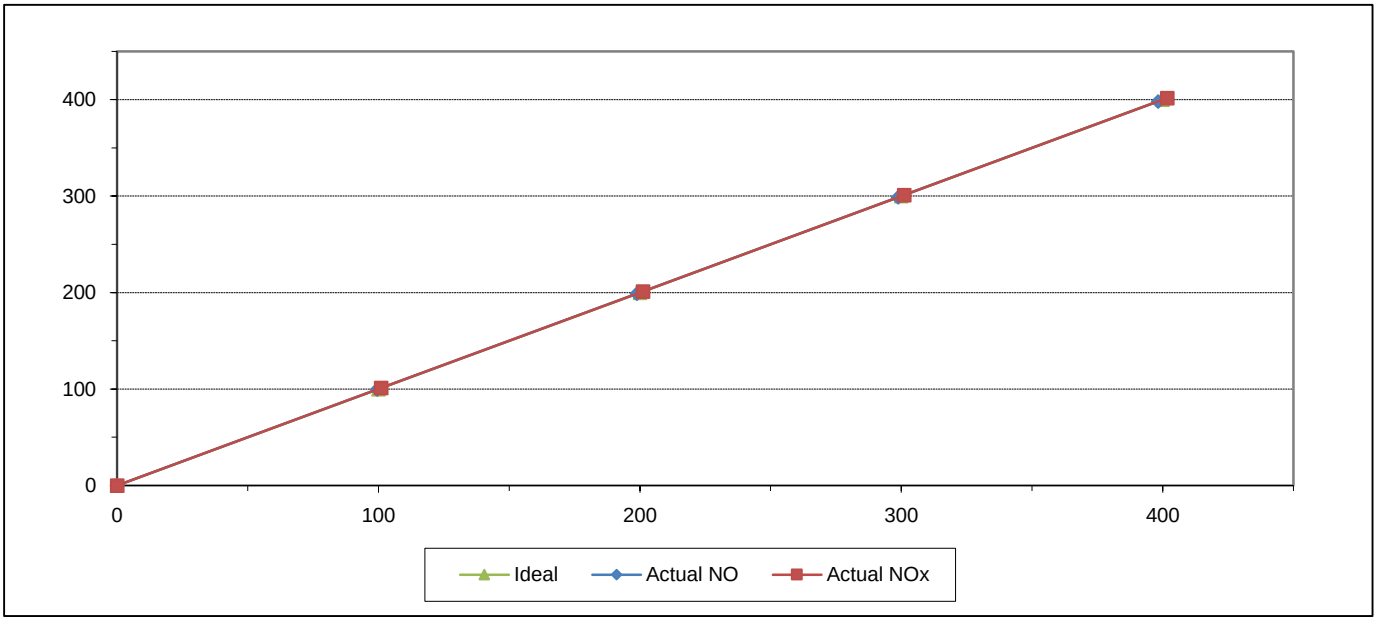

Calibrated By

(Mr.Jirawut Sakarn)
Field Environmental Scientist (3)

Approved By

(Mr.Sarayuth Jittranont)
Assistant General Manager

MULTIPOINT CALIBRATION REPORT

Calibration Date	5-Jul-24	Equipment Name	SO2 Analyzer
Manufacturer	HORIBA	Model	APSA-370
Serial No.	R0HWYDVW	Equipment ID	RYG_FS0456
Calibrator Manufacturer	Teledyne API	Model	700
Serial No.	947		
Std. Gas Concentration (PPM)	56.3	Cylinder No.	GN0027222
Cylinder Pressure (psi)	1800	Certified By	Airgas Inc.
Certified Date	9-Feb-22	Expired Date	9-Feb-30

Point	CALIBRATION RESULTS			
	Ideal	Autual	Error	%Error
ZERO	0.00	0.10	0.10	0.10
1	100.00	99.70	-0.30	-0.30
2	200.00	199.50	-0.50	-0.25
3	300.00	298.00	-2.00	-0.67
4	400.00	398.80	-1.20	-0.30
AVERAGE (%)				-0.28

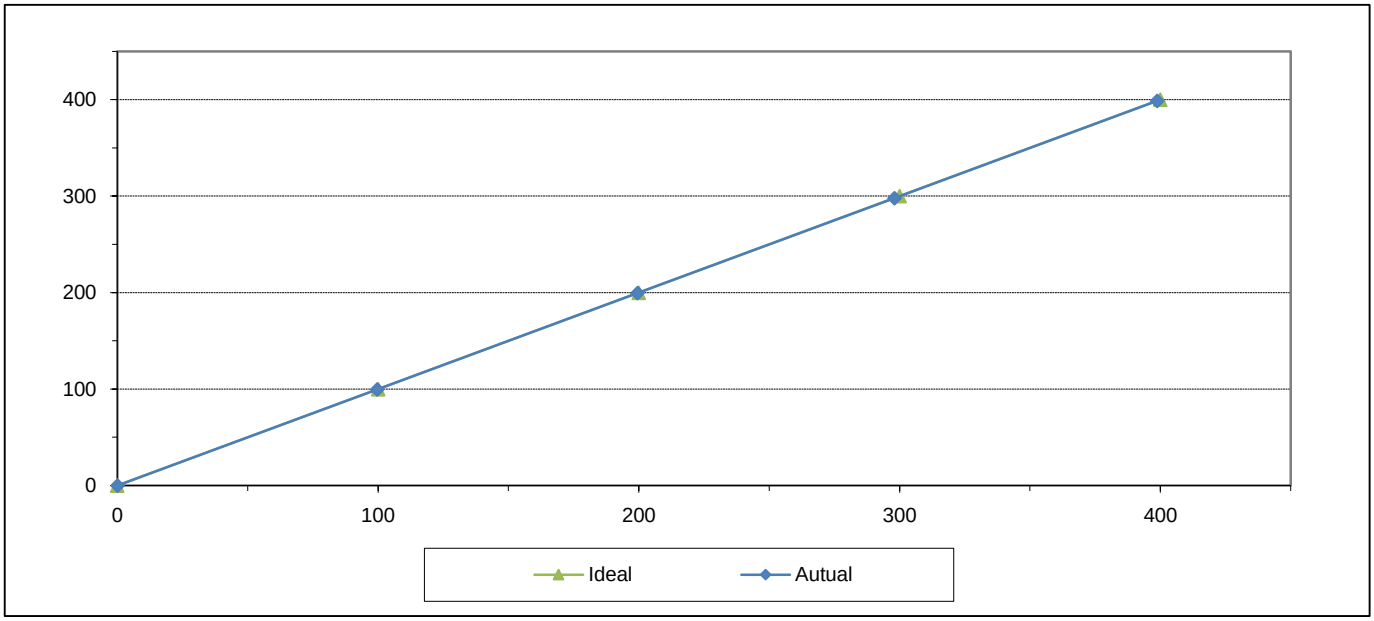

Calibrated By

(Mr.Jirawut Sakarn)
Field Environmental Scientist (3)

Approved By

(Mr.Sarayuth Jittranont)
Assistant General Manager

MULTIPOINT CALIBRATION REPORT

Calibration Date	5-Jul-24	Equipment Name	SO2 Analyzer
Manufacturer	HORIBA	Model	APSA-370
Serial No.	PAUY0T7A	Equipment ID	RYG_FS0458
Calibrator Manufacturer	Teledyne API	Model	700
Serial No.	947		
Std. Gas Concentration (PPM)	56.3	Cylinder No.	GN0027222
Cylinder Pressure (psi)	1800	Certified By	Airgas Inc.
Certified Date	9-Feb-22	Expired Date	9-Feb-30

Point	CALIBRATION RESULTS			
	Ideal	Autual	Error	%Error
ZERO	0.00	0.10	0.10	0.10
1	100.00	98.90	-1.10	-1.10
2	200.00	201.00	1.00	0.50
3	300.00	302.30	2.30	0.77
4	400.00	398.50	-1.50	-0.38
AVERAGE (%)				-0.02

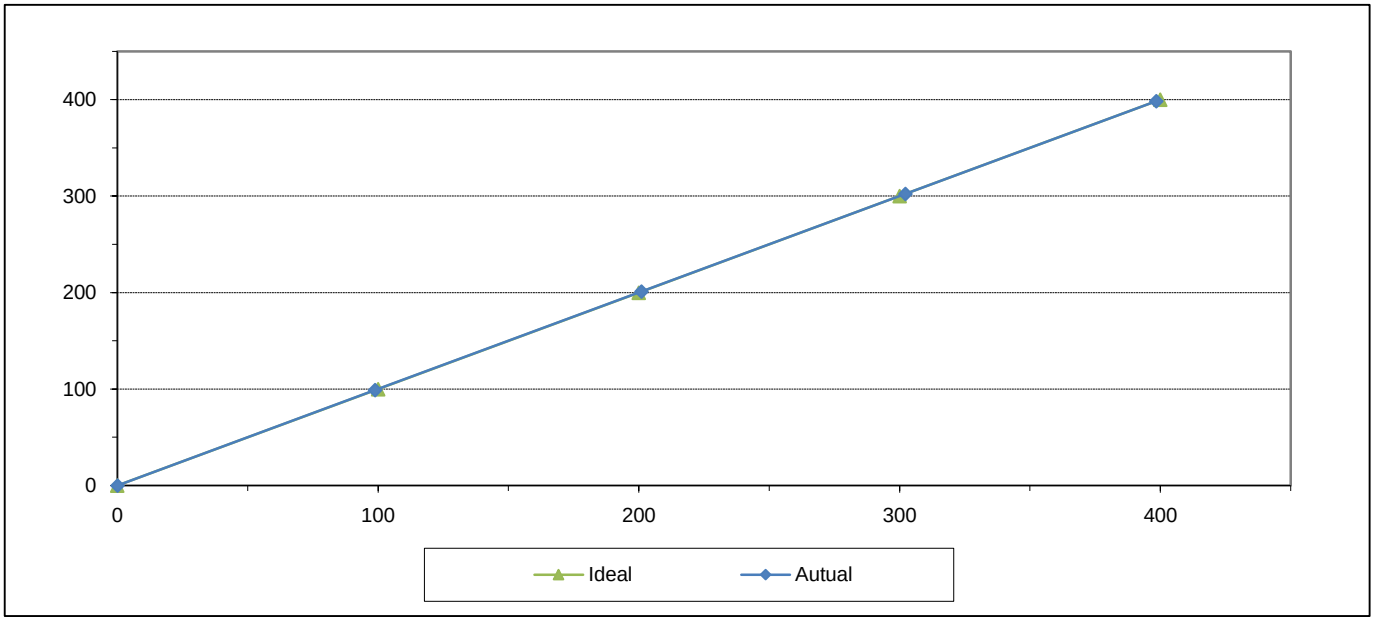

Calibrated By

(Mr.Jirawut Sakarn)
Field Environmental Scientist (3)

Approved By

(Mr.Sarayuth Jittranont)
Assistant General Manager

MULTIPOINT CALIBRATION REPORT

Calibration Date	5-Jul-24	Equipment Name	SO2 Analyzer
Manufacturer	Teledyne API	Model	T100
Serial No.	6061	Equipment ID	RYG_FS0534
Calibrator Manufacturer	Teledyne API	Model	700
Serial No.	947		
Std. Gas Concentration (PPM)	56.3	Cylinder No.	GN0027222
Cylinder Pressure (psi)	1800	Certified By	Airgas Inc.
Certified Date	9-Feb-22	Expired Date	9-Feb-30

Point	CALIBRATION RESULTS			
	Ideal	Autual	Error	%Error
ZERO	0.00	0.10	0.10	0.10
1	100.00	98.90	-1.10	-1.10
2	200.00	198.70	-1.30	-0.65
3	300.00	298.30	-1.70	-0.57
4	400.00	398.70	-1.30	-0.33
AVERAGE (%)				-0.51

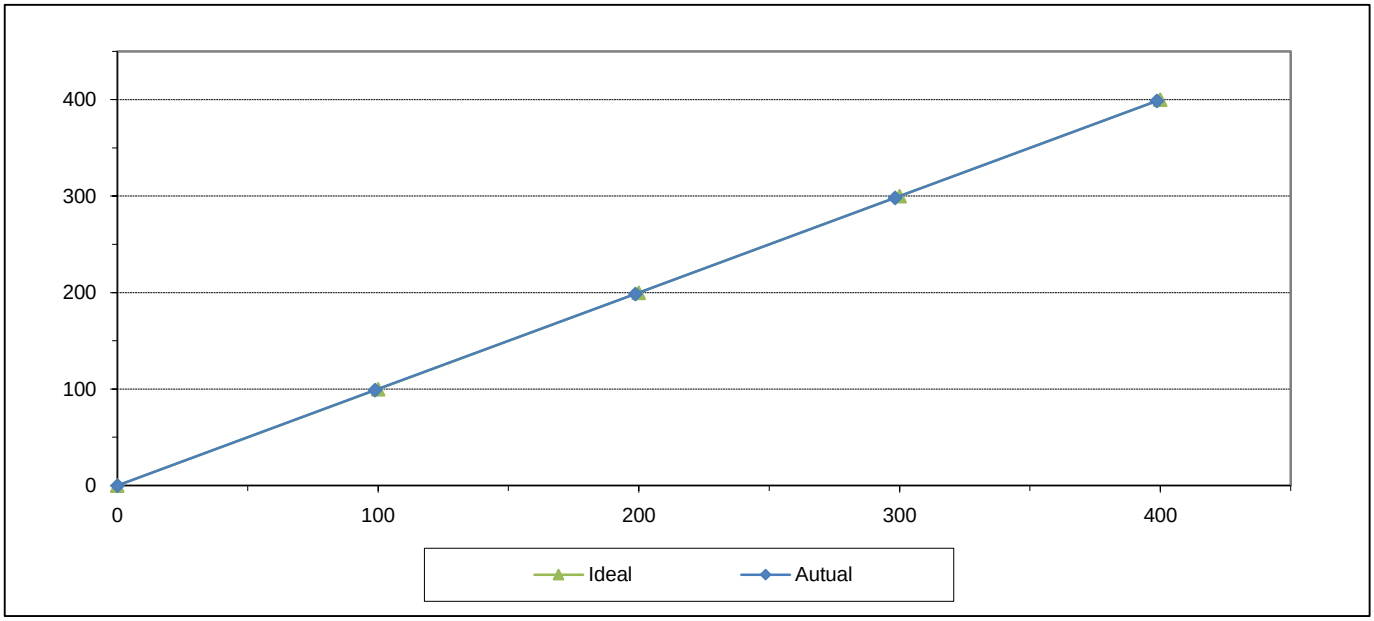

Calibrated By

(Mr.Jirawut Sakarn)
Field Environmental Scientist (3)

Approved By

(Mr.Sarayuth Jittranont)
Assistant General Manager

MULTIPOINT CALIBRATION REPORT

Calibration Date	5-Jul-24	Equipment Name	SO2 Analyzer
Manufacturer	Teledyne API	Model	T100
Serial No.	6060	Equipment ID	RYG_FS0532
Calibrator Manufacturer	Teledyne API	Model	700
Serial No.	947		
Std. Gas Concentration (PPM)	56.3	Cylinder No.	GN0027222
Cylinder Pressure (psi)	1800	Certified By	Airgas Inc.
Certified Date	9-Feb-22	Expired Date	9-Feb-30

Point	CALIBRATION RESULTS			
	Ideal	Autual	Error	%Error
ZERO	0.00	0.10	0.10	0.10
1	100.00	98.80	-1.20	-1.20
2	200.00	198.60	-1.40	-0.70
3	300.00	298.70	-1.30	-0.43
4	400.00	399.60	-0.40	-0.10
AVERAGE (%)				-0.47

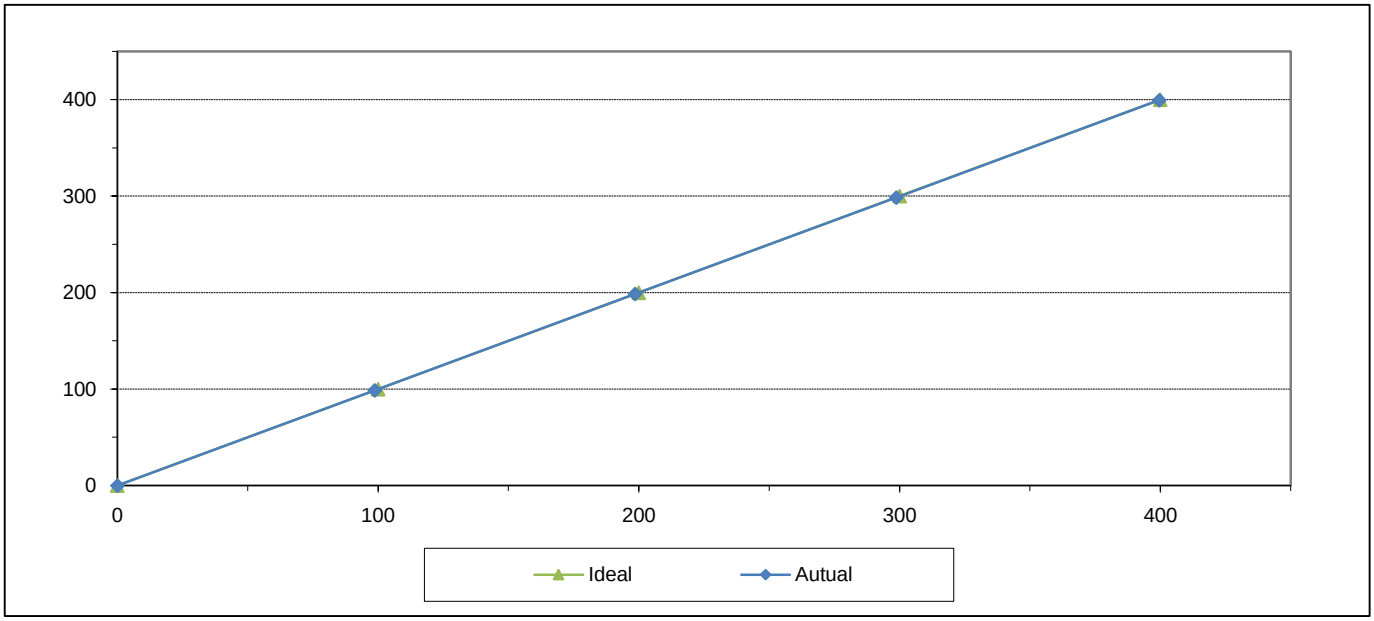

Calibrated By

(Mr.Jirawut Sakarn)
Field Environmental Scientist (3)

Approved By

(Mr.Sarayuth Jittranont)
Assistant General Manager

JIRANATEE ASSOCIATES CO.,LTD.

Jiranatee Associates Co.,Ltd
63/14-15, 67/35-36
Petchkasem 7,7/1, Rd. Watthapra, Bangkokyai,
Bangkok 10600 (Thailand)
Tel: +6608680812
Mobile: +66863999453
E-mail: jnac-calibration@jiranatee.com
Web site: www.jiranatee.com

Accredited calibration laboratory
ISO/IEC 17025:2017
NSC-TISI-TIS 17025
CALIBRATION 0367

Air speed measurement laboratory
Calibration services department.

REVIEW BY Narakorn P.
APPROVED BY
NEXT CAL. DATE 21/1/25

Certificate Number
CWS-002-66

CERTIFICATE OF CALIBRATION

MEASUREMENT ITEM : Cup anemometer
MANUFACTURER : Novalynx
MODEL/TYPE : Sensor: WS-02F
Data logger: 110-WS-25DL-D
SERIAL NUMBER : Sensor: WSD-A5816
Data logger: A5816
ID NUMBER : RYG_FS0545
CONDITION AS-RECEIVED : Used item
CUSTOMER : ALS laboratory group (Thailand) Co., Ltd.
104 Phatthanakan 40, Phatthanakan Rd, Khwaeng Suan Luang,
Khet Suan Luang, Bangkok 10250 Thailand.

RECEIVED DATE : 11 Jul 2023
MEASUREMENT DATE : 21 Jul 2023
ISSUE DATE : 21 Jul 2023

Calibration procedure:
The cup anemometer was calibrated against Standard air velocity transducer model: 8455-12 and pitot tube with precision differential pressure meter model: DPM2500 in an close test-section of Eiffel-type wind tunnel with 900 cm^2 cross test section area. The WI-CL-007 based on IEC 61400-12-1, Wind energy generation systems – Part 12-1: Power performance measurements of electricity producing wind turbines, March 2017 was used as a calibration guideline.

Traceability:
This certificate provides a traceability of The measurement to recognized the national standards, and to realization of the international system of units (SI) through the NIMT (National Metrology Institute of Thailand) via Certificate number: MW-0052-21 and MW-0066-22

Uncertainty of Measurement:
The reported uncertainty of measurement is based on the standard uncertainty multiplied by a coverage factor k=2, Which for a normal distribution corresponds to a coverage probability of approximately 95%. The standard uncertainty has been determined in accordance with the GUM 'Evaluation of measurement data - Guide to the expression of uncertainty in measurement'

ENVIRONMENTAL CONDITIONS:
Ambient condition in the laboratory are as follow:

Temperature	: 23.0 ± 3.0	°C
Relative Humidity	: 55.0 ± 15.0	%RH
Atmospheric Pressure	: 1010 ± 10	hPa

PLACE OF CALIBRATION : Eiffel-type wind tunnel of Jiranatee Associates Co., Ltd.

CALIBRATION CONDITIONS

: Wind tunnel cross-section area[1]	900	cm^2
Win direction frontal area[2]	100	cm^2
Diameter of mounting pipe[3]	-	mm
Blockage ratio of test object[4]	0.111	[-]

Preconditioning : 24 hours at ambient conditions.
Measurement Condition : The average values during measurement are (23.9) °C, (45.7) %RH and (1008.2) hPa.

TABULATION OF RESULTS:
The table on next page give the measured values.

Calibrated by:
☑ Mr. Sorawit Thachalad
☐ Miss Jittraporn Lertsomphol

JIRANATEE ASSOCIATES CO.,LTD.

Approved signatory: .....
Mr. Parinya Booncharoen
Calibration Department Manager

Remark:
[1] Nozzle cross-section area of the wind tunnel
[2] Projected cross-section area of the tested object include mounting pipe
[3] Diameter of mounting pipe
[4] Ratio [2] to [1]

THIS CERTIFICATE OF CALIBRATION MAY NOT BE REPRODUCED EXCEPT IN FULL UNLESS PERMISSION FOR REPRODUCTION HAS BEEN OBTAINED IN WRITING FROM THE LABORATORY

Jiranatee Associates Co.,Ltd

Certificate Number
CWS-002-66

MEASUREMENT RESULTS [5]

The cup anemometer, Unit Under Calibration (UUC) was exercise at 10 m/s for 5 minutes prior to calibration being performed. The standard air velocity 0.5 m/s to 5 m/s was calculated by a standard air velocity transducer and above 5 m/s to 30 m/s was calculated by a pitot tube with precision differential pressure meter which was installed 40 mm and 300 mm respectively away from wind tunnel nozzle, UUC was installed at center of the test section. The calibration was carried out under both rising and falling air velocity in the range of 1 m/s to 16 m/s at calibration interval of 1 m/s. The results of calibration and associated measurement uncertainties are reported in the table below.

v_{std} [6] (m/s)	Temp. wind tunnel (°C)	Temp. room (°C)	v_{uuc} [7] (m/s)	Error (m/s)	*U (k=2)* (m/s)
1.023	23.80	23.90	0.8	-0.2	0.31
2.078	24.00	23.90	1.8	-0.2	0.31
3.021	23.78	23.90	2.8	-0.2	0.31
4.148	23.92	23.90	3.9	-0.2	0.31
5.00	23.60	23.90	4.8	-0.2	0.31
5.99	23.68	23.90	5.8	-0.2	0.31
7.03	23.50	23.90	6.8	-0.2	0.31
8.16	23.60	23.90	7.9	-0.3	0.31
9.08	23.50	23.90	8.9	-0.2	0.31
10.06	23.78	23.90	9.8	-0.3	0.31
11.13	23.50	23.90	10.9	-0.2	0.31
12.11	23.78	23.90	12.0	-0.1	0.31
13.16	23.50	23.90	12.9	-0.3	0.31
14.21	23.66	23.90	14.0	-0.2	0.31
15.18	23.50	23.90	15.0	-0.2	0.31
16.26	23.58	23.90	16.0	-0.3	0.31

Remark:

[5] Calibration results only count for the tested circumstances and environmental conditions during which calibration took place

[6] Velocity of standard

[7] Velocity of Unit Under Calibration

PHOTO OF CALIBRATION SET-UP



Calibration set-up of the cup anemometer calibration in the wind tunnel of Jiranatee Associates Co., Ltd. The cup anemometer shown may differ from the calibrated one. Remark: The proportion of the set- up is not true to scale due to imaging geometry.

End of Certificate of Calibration

JIRANATEE ASSOCIATES CO., LTD.

Jiranatee Associates Co., Ltd.

JIRANATEE ASSOCIATES CO.,LTD.

Jiranatee Associates Co.,Ltd.
63/14-15, 67/35-36
Petchkasem 7,7/1, Rd. Watthapra, Bangkokyai,
Bangkok 10600 (Thailand)
Tel: +6608680812
Mobile: +66863999453
E-mail: jnac-calibration@jiranatee.com
Web site: www.jiranatee.com

Accredited calibration laboratory
ISO/IEC 17025:2017
NSC-TISI-TIS 17025
CALIBRATION 0367

Air speed measurement laboratory
Calibration services department.

Certificate Number
CWD-002-66

CERTIFICATE OF CALIBRATION

MEASUREMENT ITEM : Wind Direction Sensor
MANUFACTURER : Novalynx
MODEL/TYPE : Sensor: WS-02F
Data logger: 110-WS-25DL-D
SERIAL NUMBER : Sensor: WSD-A5816
Data logger: A5816
ID NUMBER : RYG_FS0545
CONDITION AS-RECEIVED : Used item
CUSTOMER : ALS laboratory group (Thailand) Co., Ltd.
104 Phatthanakan 40, Phatthanakan Rd, Khwaeng Suan Luang,
Khet Suan Luang, Bangkok 10250 Thailand.

RECEIVED DATE : 11 Jul 2023
MEASUREMENT DATE : 21 Jul 2023
ISSUE DATE : 21 Jul 2023

ENVIRONMENTAL CONDITIONS:
Ambient condition in the laboratory are as follow:

Temperature	: 23.0 ± 3.0	°C
Relative Humidity	: 55.0 ± 15.0	%RH
Atmospheric Pressure	: 1010± 10	hPa

PLACE OF CALIBRATION : Eiffel-type wind tunnel of Jiranatee Associates Co., Ltd.

CALIBRATION CONDITION

: Wind tunnel cross-section area[1]	900	cm^2
Win direction frontal area[2]	129	cm^2
Diameter of mounting pipe[3]	-	mm
Blockage ratio of test object[4]	0.143	[-]

Calibration procedure:
The wind direction sensor was calibrated against Standard Rotary Encoder model: AX4009TS-DM04-P3-S-U0 in an close test-section of Eiffel-type wind tunnel with 900 cm^2 cross test section area. The WI-CL-008 based on IEC 61400-12-1, Wind energy generation systems – Part 12-1: Power performance measurements of electricity producing wind turbines, March 2017 was used as a calibration guideline.

Traceability:
This certificate provides a traceability of The measurement to recognized the national standards, and to realization of the international system of units (SI) through the NIMT (National Metrology Institute of Thailand) via Certificate number: DA-0043-22

Uncertainty of Measurement:
The reported uncertainty of measurement is based on the standard uncertainty multiplied by a coverage factor k=2, Which for a normal distribution corresponds to a coverage probability of approximately 95%. The standard uncertainty has been determined in accordance with the GUM 'Evaluation of measurement data - Guide to the expression of uncertainty in measurement'

Preconditioning : 24 hours at ambient conditions.
Measurement Condition : The average values during measurement are (23.8)°C, (46.9) %RH and (1012.4) hPa.

TABULATION OF RESULTS:
The table on next page give the measured values.

Calibrated by:
☑ Mr. Sorawit Thachalad
☐ Miss Jittraporn Lertsomphol

Approved signatory: .....
Mr. Parinya Booncharoen
Calibration Department Manager

Remark:
[1] Nozzle cross-section area of the wind tunnel
[2] Projected cross-section area of the tested object include mounting pipe
[3] Diameter of mounting pipe
[4] Ratio [2] to [1]

THIS CERTIFICATE OF CALIBRATION MAY NOT BE REPRODUCED EXCEPT IN FULL UNLESS PERMISSION FOR REPRODUCTION HAS BEEN OBTAINED IN WRITING FROM THE LABORATORY

Certificate Number
CWD-002-66

MEASUREMENT RESULTS [5]

The wind direction sensor was calibrated against standard rotary encoder by comparison method. During calibration, the measurement was carried out at 45° intervals in clockwise and counterclockwise directions after offset adjustment has been made. The flow speed of wind tunnel (usually 5 m/s) is kept constant while the sensor is rotated around its vertical axis. The results of calibration and associated measurement uncertainties are reported in the table below.

Air speed	D^{6}_{std}	D^{7}_{uuc}	Error	*U (k=2)*
m/s	Degree (°)	Degree (°)	Degree (°)	Degree (°)
5.00	45.000	42	-3	1.0
	90.000	87	-3	1.0
	135.000	133	-2	1.0
	180.000	181	1	1.0
	225.000	229	4	1.0
	270.001	273	3	1.0
	315.000	317	2	1.0
	360.000	359	-1	1.0

Remark:

[5] Calibration results only count for the tested circumstances and environmental conditions during which calibration took place

[6] Direction of standard

[7] Direction of Unit Under Calibration

End of Certificate of Calibration

JIRANATEE ASSOCIATES CO.,LTD.

Jiranatee Associates Co., Ltd.

63/14-15,67/35-36, Soi Petchkasem7,7/1, Petchkasem Rd,
Watthapra, Bangkokyai, Bangkok 10600 Thailand.
Tel.: (66) 02-8680812#13 Fax.: (66) 02-8680860 www.jiranatee.com

NSC - TISI - TIS 17025
CALIBRATION 0367

CERTIFICATE OF CALIBRATION

Certificate No. : CDT-038-66

Equipment Name: Data Logger with Temperature sensor
Manufacturer: Novalynx
Model: 110-WS-25DL-D
Serial No.: A5816
ID No.: RYG_FS0545

Customer
Name: ALS laboratory group (Thailand) Co., Ltd.
Address: 104 Phatthanakan 40, Phatthanakan Rd., Khwaeng Suan Luang, Khet Suan Luang, Bangkok 10250 Thailand.

Received date: 11 Jul 2023
Calibration date: 21 Jul 2023
Issue date: 21 Jul 2023

Reference Used During Calibration
1.Standard Temperature Probe Model: STS-100 A500, Serial No.: 667682-09, Due date: 28 Mar 2024
2.Digital Temperature Indicator Model: DTI-1000-A MK II, Serial No.: 671407-00591 Due date: 22 July 2023

Calibration Condition
Temperature: (23±3)°C
Relative Humidity: (55±15)%

Calibration Procedure
The temperature calibration was done by In-House calibration method as WI-CL-001 according to comparison method with standard digital temperature indicator and standard temperature probe. The temperature scale use was based on ITS-90.

Traceability
The measurement results are traceable to the international system of units (SI) through National Institute of Metrology Thailand (NIMT) Certificate number: TT-0038-23, Certificate number: ER-0092-22

Noted: The certificate is valid only to the item calibrated on date and place of calibration.

Calibrated by
☐ Mr. Sorawit Thachalad
☑ Miss Jittraporn Lertsomphol
☐ Miss Ruangrumpai Phoommit

JIRANATEE ASSOCIATES CO., LTD.

Approved Signatory: .....
Mr. Parinya Booncharoen
Calibration Department Manager

THIS CERTIFICATE MAY NOT BE REPRODUCED EXCEPT IN FULL UNLESS PERMISSION FOR REPRODUCTION HAS BEEN OBTAINED IN WRITING FROM THE LABORATORY.

JIRANATEE ASSOCIATES CO.,LTD.
63/14-15,67/35-36, Soi Petchkasem7,7/1, Petchkasem Rd,
Watthapra, Bangkokyai, Bangkok 10600 Thailand.
Tel.: (66) 02-8680812#13 Fax.: (66) 02-8680860 www.jiranatee.com

ilac-MRA
NSC - TISI - TIS 17025
CALIBRATION 0367

Result of Calibration:- ☑ Without Adjustment ☐ With Adjustment

Calibration Range: 20-40 °C

Function:

This equipment was connected with temperature sensor Model: HMP60 S/N: T2320595.

Dimension : Diameter 12 mm. Length 80 mm.

Immersion Depth (mm)	Standard Reading (°C)	UUC Reading (°C)	Error (°C)	Uncertainty (°C)
70	20.060	19.6	-0.5	0.099
70	25.055	24.6	-0.4	0.14
70	30.050	29.7	-0.4	0.099
70	35.043	34.5	-0.5	0.099
70	40.036	39.5	-0.5	0.099

UUC* : Unit Under Calibration

The reported expanded uncertainty is based on standard uncertainty multiplied by a coverage factor k=2 providing a level of confidence of approximately 95%.

*** End of Certificate ***

JIRANATEE ASSOCIATES CO.,LTD.

63/14-15,67/35-36, Soi Petchkasem7,7/1, Petchkasem Rd,
Watthapra, Bangkokyai,Bangkok 10600 Thailand.
Tel.: (66) 02-8680812#13 Fax.: (66) 02-8680860 www.jiranatee.com

CERTIFICATE OF CALIBRATION

Calibration No. : RH-02072023

Measurement Item : Relative humidity with data logger
Manufacturer : Novalynx
Model/Type : 110-WS-25DL-D
Serial Number : A5816
ID No. : RYG_FS0545
Customer : ALS laboratory group (Thailand) Co., Ltd.
: 104 Phatthanakan 40, Phatthanakan Rd., Khwaeng Suan Luang, Khet Suan Luang, Bangkok 10250 Thailand.

Environmental Condition:
The measurement was carried out in an ambient temperature of (25±3)°C, and relative humidity of (50±15)%.

Measurement Method:
Unit Under Calibration (UUC) was calibrated by comparison method with standard chilled mirror hygrometer model: 1860-3 in the humidity generator chamber to determine the errors.

Traceability:
This instrument was calibrated using standard equipment whose accuracy is traceability through National Institute of Standards and Technology to the international system of units (SI) via MCS Calibration, Inc. Certificate number: 20926-601. Due date: Sep 26, 2024.

Measurement Date : Jul 21, 2023
Issued Date : Jul 21, 2023

Measurement Results:
This equipment was connected with Indoor air quality probe and Displayed (UR) on display. Model: HMP60, Serial number: T2320595.
Calibration was performed in the range of 20%RH to 80%RH
The results of calibration are reported in table below.

Determined (%RH)	Standard (Reading) (%RH)	UUC (Reading) (%RH)	Error (%RH)	Uncertainty ±(%RH)
20	20.05	17.5	-2.6	0.52
50	50.23	46.5	-3.7	0.51
80	80.25	75.5	-4.8	0.51

Performed by
☐ Mr. Sorawit Thachalad
☑ Miss Jittraporn Lertsomphol
☐ Miss Ruangrumpai Phoommit

JNAC JIRANATEE ASSOCIATES CO.,LTD.

Approved Signatory: .....
Mr. Parinya Booncharoen.
Calibration Department Manager

THIS CALIBRATION REPORT MAY NOT BE REPRODUCED EXCEPT IN FULL UNLESS PERMISSION FOR REPRODUCTION HAS BEEN OBTAINED IN WRITING FROM THE LABORATORY.

SITHIPORN ASSOCIATES CO., LTD.
CALIBRATION LABORATORY

451-451/1 Sirinthorn Road, Bangbumru, Bangplud, Bangkok, 10700 Thailand
Tel. +66 2433 8331 Email : calibration@sithiphorn.com

NSC-TISI-TIS 17025
CALIBRATION 0394

Calibration Certificate

Equipment :	SOUND CALIBRATOR
Manufacturer :	RION
Model :	NC-74
Serial No.:	34178123
ID No.:	RYG_FS0215

REVIEW BY .....

APPROVED BY .....

NEXT CAL DATE.....22-Oct-25.....

Condition As Found :	GOOD
Customer :	ALS LABORATORY GROUP (THAILAND) CO., LTD. 104 PHATTHANAKAN 40, PHATTHANAKAN ROAD, KHWAENG PHATTHANAKAN, KHET SUAN LUANG, BANGKOK, 10250 THAILAND.

Location :	-	
Ambient Temperature :	(23.0 ± 3)	°C
Pressure :	(101.3 ± 3)	kPa
Relative Humidity :	(50.0 ± 20)	%

Received Date :	18 OCTOBER 2024
Calibration Date :	22 OCTOBER 2024
Date of Issue :	24 OCTOBER 2024

Calibrated by : Nathakorn Pisutpaisan

Approved by :

(Thanakul Petchurai)

This certificate is issued in accordance with the requirements of ISO/IEC 17025 standard, may not be reproduced other than in full, except with the prior written approval of the head of Calibration Laboratory.

SITHIPORN ASSOCIATES CO., LTD.
CALIBRATION LABORATORY

451-451/1 Sirinthorn Road, Bangbumru, Bangplud, Bangkok, 10700 Thailand
Tel. +66 2433 8331 Email : calibration@sithiphorn.com

SITHIPORN associates

NSC-TISI-TIS 17025
CALIBRATION 0394

Calibration Procedure : CP-AC-03

Calibration Method :

This equipment was calibrated by follow on IEC-60942-2003 Standard.

The sound pressure level, frequency and total distortion of the sound calibrator was measured using the reference microphone.

Condition of this result of calibration :

1. Reference Standard Instruments :

Instrument	Model	Serial No.	Cert. No.	Due Date
Waveform Generator	33511B	MY52302742	EF-0007-24	05-FEB-25
Digital Multimeter	33461A	MY53220104	EEL.BP 21/0267	13-FEB-25
Digital Multimeter	33461A	MY53220076	EEL.BP 20/0267	15-FEB-25
Digital Multimeter	33461A	MY60024273	EEL.BP 22/0267	15-FEB-25
Programmable Attenuator	MAT-1070	62100114	EF-0008-24	05-FEB-25
Condenser Microphone	4180	2977900	AA-1001-24	12-FEB-25
Measuring Amplifier	NA-42KAI	34560495	AA-3001-24	05-FEB-25
Audio Analyzer	AVR-3360A	V744B6069	EF-0009-24	09-FEB-25

2. This result of calibration was found accurate as shown on date and place of calibration for this calibrated item only.
3. This certificate is traceable to the international system of unit maintained at :
   - 3.1 National Institute of Metrology (Thailand).
   - 3.2 Thailand Institute of Scientific and Technological Research (TISTR).

SITHIPORN ASSOCIATES CO., LTD.
CALIBRATION LABORATORY

451-451/1 Sirinthorn Road, Bangbumru, Bangplud, Bangkok, 10700 Thailand
Tel. +66 2433 8331 Email : calibration@sithiphorn.com

SITHIPORN associates

NSC-TISI-TIS 17025
CALIBRATION 0394

Cert. No. : ACC24054
Job No. : VC68AC0015

Result of calibration :

1. Sound pressure level

Specified sound pressure level (dB)	Measured value (dB)	Deviated value (dB)	Uncertainty (dB)	Acceptance limit (dB)
94	94.09	0.09	0.14	0.40

2. Frequency

Specified Frequency (Hz)	Measured value (Hz)	Deviated value (%)	Uncertainty (%)	Acceptance limit (%)
1000	1001.5	0.1	0.1	1.0

3. Total distortion

Measured value (%)	Uncertainty (%)	Acceptance limit (%)
1.55	0.10	3.0

The reported uncertainty is based on a standard uncertainty multiplied by coverage factor $k = 2$ or any value following calculation,providing a lavel of confidence of approximately 95 %

End of Calibration Certificate

SITHIPORN ASSOCIATES CO., LTD.
CALIBRATION LABORATORY

451-451/1 Sirinthorn Road, Bangbumru, Bangplud, Bangkok, 10700 Thailand
Tel. +66 2433 8331 Email : calibration@sithiphorn.com

NSC-TISI-TIS 17025
CALIBRATION 0394

Calibration Certificate

Equipment :	SOUND LEVEL METER
Manufacturer :	RION
Model :	NL-42A / Microphone UC-52 / Preamplifier NH-24
Serial No.:	00623392 / 198639 / 26420
ID No.:	RYG_FS0617

Condition As Found : GOOD

Customer : ALS LABORATORY GROUP (THAILAND) CO., LTD.
104 PHATTHANAKAN 40, PHATTHANAKAN ROAD,
KHWAENG PHATTHANAKAN, KHET SUAN LUANG,
BANGKOK, 10250 THAILAND.

Location :	-	
Ambient Temperature :	(23.0 ± 3)	°C
Pressure :	(101.3 ± 3)	kPa
Relative Humidity :	(50.0 ± 20)	%

REVIEW BY Marakorn P.
APPROVED BY
NEXT CAL. DATE 11/1/29

Received Date :	05 JANUARY 2024
Calibration Date :	12-15 JANUARY 2024
Date of Issue :	16 JANUARY 2024

Calibrated by : Nathakorn Pisutpaisan

Approved by : T. Petch.
(Thanakul Petchurai)

This certificate is issued in accordance with the requirements of ISO/IEC 17025 standard, may not be reproduced other than in full, except with the prior written approval of the head of Calibration Laboratory.

SITHIPORN ASSOCIATES CO., LTD.
CALIBRATION LABORATORY

451-451/1 Sirinthorn Road, Bangbumru, Bangplud, Bangkok, 10700 Thailand
Tel. +66 2433 8331 Email : calibration@sithiphorn.com

SITHIPORN associates

NSC-TISI-TIS 17025
CALIBRATION 0394

Calibration Procedure : CP-AC-01

Calibration Method :

This equipment was calibrated by follow on IEC-61672-3 (2013) Standard for sound level meter (SLM).
The SLM had tests to Acoustical and Electrical signal tests of frequency weighting with Anechoic chamber and Reference Standard Instruments.
For tests results of each items were made by observation of each Instruments display and also with SLM's display.

Condition of this result of calibration :

1. Reference Standard Instruments :

Instrument	Model	Serial No.	Cert. No.	Due Date
Waveform Generator	33210A	MY48017076	EF-0009-23	07-FEB-24
Waveform Generator	33511B	MY52302742	EF-0010-23	07-FEB-24
Digital Multimeter	33461A	MY53220104	EEL.BP 30/0266	13-FEB-24
Digital Multimeter	33461A	MY53220076	EEL.BP 29/0266	13-FEB-24
Digital Multimeter	34461A	MY60024273	EEL.BP 31/0266	14-FEB-24
Programmable Attenuator	MAT-1070	62100114	EF-0011-23	08-FEB-24
Condenser Microphone	4180	2977900	AA-1001-23	14-FEB-24
Measuring Amplifier	NA-42KAI	34560495	AA-3002-23	14-FEB-24

2. This result of calibration was found accurate as shown on date and place of calibration for this calibrated item only.
3. This certificate is traceable to the international system of unit maintained at :
   3.1 National Institute of Metrology (Thailand).
   3.2 Thailand Institute of Scientific and Technological Research (TISTR).

SITHIPORN ASSOCIATES CO., LTD.
CALIBRATION LABORATORY

451-451/1 Sirinthorn Road, Bangbumru, Bangplud, Bangkok, 10700 Thailand
Tel. +66 2433 8331 Email : calibration@sithiphorn.com

SITHIPORN associates

NSC-TISI-TIS 17025
CALIBRATION 0394

Summary of Measurement Result :

Parameter	Uncertainty (dB)	Maximum-permitted uncertainty of measurement (dB)
1. Absolute sensitivity	0.2	N/A
2. Self-generated noise	0.2	N/A
3. Acoustical signal tests of frequency weightings		
125 Hz	0.3	0.6
1000 Hz	0.3	0.6
8000 Hz	0.3	0.7
4. Electrical signal tests of frequency weightings		
For 10 Hz to 4 kHz	0.3	0.6
For > 4 kHz to 10 kHz	0.3	0.7
For > 10 kHz to 20 kHz	-	1.0
5. Frequency and time weightings at 1 kHz	0.2	0.2
6. Long - term stability	0.1	0.1
7. Level linearity on the reference level range	0.2	0.3
8. Level linearity including the level range control	0.2	0.3
9. Tone burst response	0.2	0.3
10. Peak C sound level	0.2	0.35
11. Overload indication	0.2	0.25
12. High level stability	0.1	0.1

SITHIPORN ASSOCIATES CO., LTD.
CALIBRATION LABORATORY

451-451/1 Sirinthorn Road, Bangbumru, Bangplud, Bangkok, 10700 Thailand
Tel. +66 2433 8331 Email : calibration@sithiphorn.com

SITHIPORN associates

NSC-TISI-TIS 17025
CALIBRATION 0394

Cert. No. : ACL24033
Job No. : VC67AC0052
Pages : 4 of 8

Result of calibration :

1. Absolute sensitivity

Reference Acoustic Signal (dB)	Measured Value (dB)	Deviation (dB)	Acceptance Limit (dB)
93.9 (93.98)	93.9	0.0	±0.3

2. Self-generated noise

2.1 Normal test

Measured Value (dB)
14.8

2.2 The microphone of the sound level meter was replaced by electrical signal input device.

Frequency Weighting	Measured value (dB)
A - weight	13.8
C - weight	20.6
Flat	26.1

3. Acoustical signal tests of frequency weightings

Meter free-field acoustic response at a level of 84 dB

Frequency (Hz)	Deviation from various frequency weighting response curve (dB)			
	Flat	C-weight	A-weight	Acceptance Limits
125	0.1	0.1	0.1	± 1.5
1000	0.0	0.0	0.0	± 1.0
8000	1.2	1.3	1.3	±5.0

4. Electrical signal tests of frequency weightings

Weighting network response with relative to 1 kHz.

Frequency (Hz)	Deviation from various frequency weighting response curve (dB)			
	Flat	C-weight	A-weight	Acceptance Limits
63	0.0	0.0	0.0	±2.0
125	0.0	0.1	0.1	±1.5
250	0.0	0.0	0.0	±1.5
500	0.0	0.1	0.0	±1.5
1000	0.0	0.0	0.0	±1.0
2000	0.0	0.1	0.0	±2.0
4000	0.0	0.0	0.0	±3.0
8000	0.0	0.1	0.1	±5.0

5. Frequency and time weightings at 1 kHz

5.1 Frequency weightings at 1 kHz

Frequency Weighting	Anticipated Value (dB)	Measured Value (dB)	Deviated Value (dB)	Acceptance Limits (dB)
A - weight	94.0	94.0	0.0	± 0.2
C - weight	94.0	94.0	0.0	± 0.2
Flat	94.0	94.0	0.0	± 0.2

5.2 Time weighting at 1 kHz

Frequency Weighting	Anticipated Value (dB)	Measured Value (dB)	Deviated Value (dB)	Acceptance Limits (dB)
Fast	94.0	94.0	0.0	± 0.1
Slow	94.0	94.0	0.0	± 0.1
Leq	94.0	94.0	0.0	± 0.1

6. Long - term stability

Frequency Weighting	SLM Display at initial (dB)	SLM Display at final (dB)	Deviated Value (dB)	Acceptance Limits (dB)
A - weight	94.0	94.1	0.1	± 0.3

SITHIPORN ASSOCIATES CO., LTD.
CALIBRATION LABORATORY

451-451/1 Sirinthorn Road, Bangbumru, Bangplud, Bangkok, 10700 Thailand
Tel. +66 2433 8331 Email : calibration@sithiphorn.com

SITHIPORN associates

NSC-TISI-TIS 17025
CALIBRATION 0394

7. Level linearity on the reference level range

Anticipated Value (dB)	Measured Value (dB)	Deviated Value (dB)	Acceptance Limits (dB)
137.0	137.0	0.0	± 1.1
136.0	136.0	0.0	± 1.1
135.0	135.0	0.0	± 1.1
134.0	134.0	0.0	± 1.1
133.0	133.0	0.0	± 1.1
132.0	132.0	0.0	± 1.1
131.0	131.0	0.0	± 1.1
129.0	129.0	0.0	± 1.1
124.0	124.0	0.0	± 1.1
119.0	119.0	0.0	± 1.1
114.0	114.0	0.0	± 1.1
109.0	109.0	0.0	± 1.1
104.0	104.0	0.0	± 1.1
99.0	99.0	0.0	± 1.1
94.0	94.0	0.0	± 1.1
89.0	89.0	0.0	± 1.1
84.0	84.0	0.0	± 1.1
79.0	79.0	0.0	± 1.1
74.0	74.0	0.0	± 1.1
69.0	69.0	0.0	± 1.1
64.0	64.0	0.0	± 1.1
59.0	59.0	0.0	± 1.1
54.0	54.0	0.0	± 1.1
49.0	49.0	0.0	± 1.1
44.0	44.0	0.0	± 1.1
39.0	39.0	0.0	± 1.1
34.0	34.0	0.0	± 1.1
30.0	30.0	0.0	± 1.1
29.0	29.0	0.0	± 1.1
28.0	28.0	0.0	± 1.1
27.0	27.1	0.1	± 1.1
26.0	26.1	0.1	± 1.1
25.0	25.1	0.1	± 1.1

SITHIPORN ASSOCIATES CO., LTD.
CALIBRATION LABORATORY

451-451/1 Sirinthorn Road, Bangbumru, Bangplud, Bangkok, 10700 Thailand
Tel. +66 2433 8331 Email : calibration@sithiphorn.com

SITHIPORN associates

NSC-TISI-TIS 17025
CALIBRATION 0394

8. Level linearity including the level range control

Range	Anticipated Value (dB)	Measured Value (dB)	Deviated Value (dB)	Acceptance Limits (dB)
Auto	94.0	94.0	0.0	±1.1

9. Tone burst response

Time Weighting	Tone burst duration, Tb (ms)	Cycle	Anticipated Value (dB)	Measured Value (dB)	Deviated Value (dB)	Acceptance Limits (dB)
Fast	0.25	1	108.0	108.0	0.0	1.5 ; -5.0
	2	8	117.0	117.0	0.0	1.0 ; -2.5
	200	800	134.0	134.1	0.1	±1.0
Slow	2	8	108.0	108.0	0.0	1.5 ; -5.0
	200	800	127.6	127.6	0.0	±1.0
SEL	0.25	1	99.0	98.9	-0.1	1.5 ; -5.0
	2	8	108.0	108.0	0.0	1.0 ; -2.5
	200	800	128.0	128.1	0.1	±1.0

10. Peak C sound level

Number of cycle in test signal	Anticipated Value (dB)	Measured Value, Lcpeak (dB)	Deviated Value (dB)	Acceptance Limits (dB)
Continuous	133.0	133.0	0.0	±3.0
One	136.4	136.0	-0.4	±3.0

Number of cycle in test signal	Anticipated Value (dB)	Measured Value (dB)	Deviated Value (dB)	Acceptance Limits (dB)
Continuous	133.0	133.0	0.0	±2.0
Positive half cycle	135.4	135.1	-0.3	±2.0
Negative half cycle	135.4	135.1	-0.3	±2.0

SITHIPORN ASSOCIATES CO., LTD.
CALIBRATION LABORATORY

451-451/1 Sirinthorn Road, Bangbumru, Bangplud, Bangkok, 10700 Thailand
Tel. +66 2433 8331 Email : calibration@sithiphorn.com

SITHIPORN associates

NSC-TISI-TIS 17025
CALIBRATION 0394

11. Overload indication

Measured value (dB)		Deviated Value (dB)	Acceptance Limits (dB)
Positive one-half cycle	Negative one-half cycle		
89.7	89.7	0.0	±1.5

12. High level stability

Frequency Weighting	SLM Display at initial (dB)	SLM Display at final (dB)	Deviated Value (dB)	Acceptance Limits (dB)
A - weight	137.0	137.0	0.0	±0.3

The reported uncertainty is based on a standard uncertainty multiplied by coverage factor $k = 2$ or any value following calculation,providing a lavel of confidence of approximately 95 %

End of Calibration Certificate

SITHIPORN ASSOCIATES CO., LTD.
CALIBRATION LABORATORY

451-451/1 Sirinthorn Road, Bangbumru, Bangplud, Bangkok, 10700 Thailand
Tel. +66 2433 8331 Email : calibration@sithiphorn.com

NSC-TISI-TIS 17025
CALIBRATION 0394

Calibration Certificate

Equipment :	SOUND LEVEL METER
Manufacturer :	RION
Model :	NL-42A / Microphone UC-52 / Preamplifier NH-24
Serial No.:	00623393 / 198640 / 26421
ID No.:	RYG_FS0618

Condition As Found : GOOD

Customer : ALS LABORATORY GROUP (THAILAND) CO., LTD.
104 PHATTHANAKAN 40, PHATTHANAKAN ROAD,
KHWAENG PHATTHANAKAN, KHET SUAN LUANG,
BANGKOK, 10250 THAILAND.

Location :	-	
Ambient Temperature :	(23.0 ± 3)	°C
Pressure :	(101.3 ± 3)	kPa
Relative Humidity :	(50.0 ± 20)	%

REVIEW BY Wongkoon P.
APPROVED BY
NEXT CAL. DATE 11/1/25

Received Date : 05 JANUARY 2024
Calibration Date : 12-15 JANUARY 2024
Date of Issue : 16 JANUARY 2024

Calibrated by : Nathakorn Pisutpaisan

Approved by :

(Thanakul Petchurai)

This certificate is issued in accordance with the requirements of ISO/IEC 17025 standard, may not be reproduced other than in full, except with the prior written approval of the head of Calibration Laboratory.

SITHIPORN ASSOCIATES CO., LTD.
CALIBRATION LABORATORY

451-451/1 Sirinthorn Road, Bangbumru, Bangplud, Bangkok, 10700 Thailand
Tel. +66 2433 8331 Email : calibration@sithiphorn.com

SITHIPORN associates

NSC-TISI-TIS 17025
CALIBRATION 0394

Cert. No. : ACL24034
Job No. : VC67AC0052

Calibration Procedure : CP-AC-01

Calibration Method :

This equipment was calibrated by follow on IEC-61672-3 (2013) Standard for sound level meter (SLM).
The SLM had tests to Acoustical and Electrical signal tests of frequency weighting with Anechoic chamber and Reference Standard Instruments.
For tests results of each items were made by observation of each Instruments display and also with SLM's display.

Condition of this result of calibration :

1. Reference Standard Instruments :

Instrument	Model	Serial No.	Cert. No.	Due Date
Waveform Generator	33210A	MY48017076	EF-0009-23	07-FEB-24
Waveform Generator	33511B	MY52302742	EF-0010-23	07-FEB-24
Digital Multimeter	33461A	MY53220104	EEL.BP 30/0266	13-FEB-24
Digital Multimeter	33461A	MY53220076	EEL.BP 29/0266	13-FEB-24
Digital Multimeter	34461A	MY60024273	EEL.BP 31/0266	14-FEB-24
Programmable Attenuator	MAT-1070	62100114	EF-0011-23	08-FEB-24
Condenser Microphone	4180	2977900	AA-1001-23	14-FEB-24
Measuring Amplifier	NA-42KAI	34560495	AA-3002-23	14-FEB-24

2. This result of calibration was found accurate as shown on date and place of calibration for this calibrated item only.
3. This certificate is traceable to the international system of unit maintained at :
   - 3.1 National Institute of Metrology (Thailand).
   - 3.2 Thailand Institute of Scientific and Technological Research (TISTR).

SITHIPORN ASSOCIATES CO., LTD.
CALIBRATION LABORATORY

451-451/1 Sirinthorn Road, Bangbumru, Bangplud, Bangkok, 10700 Thailand
Tel. +66 2433 8331 Email : calibration@sithiphorn.com

SITHIPORN associates

NSC-TISI-TIS 17025
CALIBRATION 0394

Cert. No. : ACL24034
Job No. : VC67AC0052
Pages : 3 of 8

Summary of Measurement Result :

Parameter	Uncertainty (dB)	Maximum-permitted uncertainty of measurement (dB)
1. Absolute sensitivity	0.2	N/A
2. Self-generated noise	0.2	N/A
3. Acoustical signal tests of frequency weightings		
125 Hz	0.3	0.6
1000 Hz	0.3	0.6
8000 Hz	0.3	0.7
4. Electrical signal tests of frequency weightings		
For 10 Hz to 4 kHz	0.3	0.6
For > 4 kHz to 10 kHz	0.3	0.7
For > 10 kHz to 20 kHz	-	1.0
5. Frequency and time weightings at 1 kHz	0.2	0.2
6. Long - term stability	0.1	0.1
7. Level linearity on the reference level range	0.2	0.3
8. Level linearity including the level range control	0.2	0.3
9. Tone burst response	0.2	0.3
10. Peak C sound level	0.2	0.35
11. Overload indication	0.2	0.25
12. High level stability	0.1	0.1

SITHIPORN ASSOCIATES CO., LTD.
CALIBRATION LABORATORY

451-451/1 Sirinthorn Road, Bangbumru, Bangplud, Bangkok, 10700 Thailand
Tel. +66 2433 8331 Email : calibration@sithiphorn.com

SITHIPORN associates

NSC-TISI-TIS 17025
CALIBRATION 0394

Cert. No. : ACL24034
Job No. : VC67AC0052
Pages : 4 of 8

Result of calibration :

1. Absolute sensitivity

Reference Acoustic Signal (dB)	Measured Value (dB)	Deviation (dB)	Acceptance Limit (dB)
93.9 (93.98)	93.9	0.0	±0.3

2. Self-generated noise

2.1 Normal test

Measured Value (dB)
14.6

2.2 The microphone of the sound level meter was replaced by electrical signal input device.

Frequency Weighting	Measured value (dB)
A - weight	10.8
C - weight	17.4
Flat	23.3

3. Acoustical signal tests of frequency weightings

Meter free-field acoustic response at a level of 84 dB

Frequency (Hz)	Deviation from various frequency weighting response curve (dB)			
	Flat	C-weight	A-weight	Acceptance Limits
125	0.3	0.3	0.3	± 1.5
1000	0.1	0.1	0.1	± 1.0
8000	-0.3	-0.2	-0.2	±5.0

SITHIPORN ASSOCIATES CO., LTD.
CALIBRATION LABORATORY

451-451/1 Sirinthorn Road, Bangbumru, Bangplud, Bangkok, 10700 Thailand
Tel. +66 2433 8331 Email : calibration@sithiphorn.com

SITHIPORN associates

NSC-TISI-TIS 17025
CALIBRATION 0394

4. Electrical signal tests of frequency weightings

Weighting network response with relative to 1 kHz.

Frequency (Hz)	Deviation from various frequency weighting response curve (dB)			
	Flat	C-weight	A-weight	Acceptance Limits
63	0.0	0.0	0.0	±2.0
125	0.0	0.0	0.0	±1.5
250	0.0	0.0	0.0	±1.5
500	0.0	0.1	0.0	±1.5
1000	0.0	0.0	0.0	±1.0
2000	0.0	0.0	0.0	±2.0
4000	0.0	0.0	0.0	±3.0
8000	0.0	0.1	0.1	±5.0

5. Frequency and time weightings at 1 kHz

5.1 Frequency weightings at 1 kHz

Frequency Weighting	Anticipated Value (dB)	Measured Value (dB)	Deviated Value (dB)	Acceptance Limits (dB)
A - weight	94.0	94.0	0.0	± 0.2
C - weight	94.0	94.0	0.0	± 0.2
Flat	94.0	94.0	0.0	± 0.2

5.2 Time weighting at 1 kHz

Frequency Weighting	Anticipated Value (dB)	Measured Value (dB)	Deviated Value (dB)	Acceptance Limits (dB)
Fast	94.0	94.0	0.0	± 0.1
Slow	94.0	94.0	0.0	± 0.1
Leq	94.0	94.0	0.0	± 0.1

6. Long - term stability

Frequency Weighting	SLM Display at initial (dB)	SLM Display at final (dB)	Deviated Value (dB)	Acceptance Limits (dB)
A - weight	94.0	94.0	0.0	± 0.3

T. Ketch.

SITHIPORN ASSOCIATES CO., LTD.
CALIBRATION LABORATORY

451-451/1 Sirinthorn Road, Bangbumru, Bangplud, Bangkok, 10700 Thailand
Tel. +66 2433 8331 Email : calibration@sithiphorn.com

SITHIPORN associates

NSC-TISI-TIS 17025
CALIBRATION 0394

7. Level linearity on the reference level range

Anticipated Value (dB)	Measured Value (dB)	Deviated Value (dB)	Acceptance Limits (dB)
137.0	137.0	0.0	± 1.1
136.0	136.0	0.0	± 1.1
135.0	135.0	0.0	± 1.1
134.0	134.0	0.0	± 1.1
133.0	133.0	0.0	± 1.1
132.0	132.0	0.0	± 1.1
131.0	131.0	0.0	± 1.1
129.0	129.0	0.0	± 1.1
124.0	124.0	0.0	± 1.1
119.0	119.0	0.0	± 1.1
114.0	114.0	0.0	± 1.1
109.0	109.0	0.0	± 1.1
104.0	104.0	0.0	± 1.1
99.0	99.0	0.0	± 1.1
94.0	94.0	0.0	± 1.1
89.0	89.0	0.0	± 1.1
84.0	84.0	0.0	± 1.1
79.0	79.0	0.0	± 1.1
74.0	74.0	0.0	± 1.1
69.0	69.0	0.0	± 1.1
64.0	64.0	0.0	± 1.1
59.0	59.0	0.0	± 1.1
54.0	53.9	-0.1	± 1.1
49.0	49.0	0.0	± 1.1
44.0	44.0	0.0	± 1.1
39.0	39.0	0.0	± 1.1
34.0	34.0	0.0	± 1.1
30.0	29.9	-0.1	± 1.1
29.0	28.9	-0.1	± 1.1
28.0	28.0	0.0	± 1.1
27.0	27.0	0.0	± 1.1
26.0	26.1	0.1	± 1.1
25.0	24.9	-0.1	± 1.1

SITHIPORN ASSOCIATES CO., LTD.
CALIBRATION LABORATORY

451-451/1 Sirinthorn Road, Bangbumru, Bangplud, Bangkok, 10700 Thailand
Tel. +66 2433 8331 Email : calibration@sithiphorn.com

SITHIPORN associates

NSC-TISI-TIS 17025
CALIBRATION 0394

8. Level linearity including the level range control

Range	Anticipated Value (dB)	Measured Value (dB)	Deviated Value (dB)	Acceptance Limits (dB)
Auto	94.0	94.0	0.0	±1.1

9. Tone burst response

Time Weighting	Tone burst duration, Tb (ms)	Cycle	Anticipated Value (dB)	Measured Value (dB)	Deviated Value (dB)	Acceptance Limits (dB)
Fast	0.25	1	108.0	107.9	-0.1	1.5 ; -5.0
	2	8	117.0	117.0	0.0	1.0 ; -2.5
	200	800	134.0	134.1	0.1	±1.0
Slow	2	8	108.0	108.0	0.0	1.5 ; -5.0
	200	800	127.6	127.6	0.0	±1.0
SEL	0.25	1	99.0	98.9	-0.1	1.5 ; -5.0
	2	8	108.0	108.0	0.0	1.0 ; -2.5
	200	800	128.0	128.1	0.1	±1.0

10. Peak C sound level

Number of cycle in test signal	Anticipated Value (dB)	Measured Value, Lcpeak (dB)	Deviated Value (dB)	Acceptance Limits (dB)
Continuous	133.0	133.0	0.0	±3.0
One	136.4	135.5	-0.9	±3.0

Number of cycle in test signal	Anticipated Value (dB)	Measured Value (dB)	Deviated Value (dB)	Acceptance Limits (dB)
Continuous	133.0	133.0	0.0	±2.0
Positive half cycle	135.4	135.2	-0.2	±2.0
Negative half cycle	135.4	135.2	-0.2	±2.0

SITHIPORN ASSOCIATES CO., LTD.
CALIBRATION LABORATORY

451-451/1 Sirinthorn Road, Bangbumru, Bangplud, Bangkok, 10700 Thailand
Tel. +66 2433 8331 Email : calibration@sithiphorn.com

SITHIPORN associates

NSC-TISI-TIS 17025
CALIBRATION 0394

11. Overload indication

Measured value (dB)		Deviated Value (dB)	Acceptance Limits (dB)
Positive one-half cycle	Negative one-half cycle		
89.7	89.6	-0.1	±1.5

12. High level stability

Frequency Weighting	SLM Display at initial (dB)	SLM Display at final (dB)	Deviated Value (dB)	Acceptance Limits (dB)
A - weight	137.0	137.0	0.0	±0.3

The reported uncertainty is based on a standard uncertainty multiplied by coverage factor $k = 2$ or any value following calculation,providing a lavel of confidence of approximately 95 %

End of Calibration Certificate

SITHIPORN ASSOCIATES CO., LTD.
CALIBRATION LABORATORY

451-451/1 Sirinthorn Road, Bangbumru, Bangplud, Bangkok, 10700 Thailand
Tel. +66 2433 8331 Email : calibration@sithiphorn.com

NSC-TISI-TIS 17025
CALIBRATION 0394

Calibration Certificate

Equipment :	SOUND LEVEL METER
Manufacturer :	RION
Model :	NL-42 / Microphone UC-52 / Preamplifier NH-24
Serial No.:	00734218 / 146937 / 34368
ID No.:	RYG_FS0031

Condition As Found : GOOD

Customer : ALS LABORATORY GROUP (THAILAND) CO., LTD.
104 PHATTHANAKAN 40, PHATTHANAKAN ROAD,
KHWAENG PHATTHANAKAN, KHET SUAN LUANG,
BANGKOK, 10250 THAILAND.

Location :	-	
Ambient Temperature :	(23.0 ± 3)	°C
Pressure :	(101.3 ± 3)	kPa
Relative Humidity :	(50.0 ± 20)	%

REVIEW BY Nathakorn P
APPROVED BY
NEXT CAL. DATE 30/8/25

Received Date :	09 AUGUST 2024
Calibration Date :	30 AUGUST 2024
Date of Issue :	03 SEPTEMBER 2024

Calibrated by : Nathakorn Pisutpaisan

Approved by :

(Thanakul Petchurai)

This certificate is issued in accordance with the requirements of ISO/IEC 17025 standard, may not be reproduced other than in full, except with the prior written approval of the head of Calibration Laboratory.

SITHIPORN ASSOCIATES CO., LTD.
CALIBRATION LABORATORY

451-451/1 Sirinthorn Road, Bangbumru, Bangplud, Bangkok, 10700 Thailand
Tel. +66 2433 8331 Email : calibration@sithiphorn.com

SITHIPORN associates

NSC-TISI-TIS 17025
CALIBRATION 0394

Calibration Procedure : CP-AC-01

Calibration Method :

This equipment was calibrated by follow on IEC-61672-3 (2013) Standard for sound level meter (SLM).
The SLM had tests to Acoustical and Electrical signal tests of frequency weighting with Anechoic chamber and Reference Standard Instruments.
For tests results of each items were made by observation of each Instruments display and also with SLM's display.

Condition of this result of calibration :

1. Reference Standard Instruments :

Instrument	Model	Serial No.	Cert. No.	Due Date
Waveform Generator	33210A	MY48017076	EF-0009-24	05-FEB-25
Waveform Generator	33511B	MY52302742	EF-0007-24	05-FEB-25
Digital Multimeter	33461A	MY53220104	EEL.BP 21/0267	13-FEB-25
Digital Multimeter	33461A	MY53220076	EEL.BP 20/0267	15-FEB-25
Digital Multimeter	34461A	MY60024273	EEL.BP 22/0267	15-FEB-25
Programmable Attenuator	MAT-1070	62100114	EF-0008-24	05-FEB-25
Condenser Microphone	4180	2977900	AA-1001-24	12-FEB-25
Measuring Amplifier	NA-42KAI	34560495	AA-3001-24	05-FEB-25

2. This result of calibration was found accurate as shown on date and place of calibration for this calibrated item only.
3. This certificate is traceable to the international system of unit maintained at :
   - 3.1 National Institute of Metrology (Thailand).
   - 3.2 Thailand Institute of Scientific and Technological Research (TISTR).

SITHIPORN ASSOCIATES CO., LTD.
CALIBRATION LABORATORY

451-451/1 Sirinthorn Road, Bangbumru, Bangplud, Bangkok, 10700 Thailand
Tel. +66 2433 8331 Email : calibration@sithiphorn.com

SITHIPORN associates

NSC-TISI-TIS 17025
CALIBRATION 0394

Cert. No. : ACL24266
Job No. : VC67AC0140
Pages : 3 of 8

Summary of Measurement Result :

Parameter	Uncertainty (dB)	Maximum-permitted uncertainty of measurement (dB)
1. Absolute sensitivity	0.2	N/A
2. Self-generated noise	0.2	N/A
3. Acoustical signal tests of frequency weightings		
125 Hz	0.3	0.6
1000 Hz	0.3	0.6
8000 Hz	0.3	0.7
4. Electrical signal tests of frequency weightings		
For 10 Hz to 4 kHz	0.3	0.6
For > 4 kHz to 10 kHz	0.3	0.7
For > 10 kHz to 20 kHz	0.3	1.0
5. Frequency and time weightings at 1 kHz	0.2	0.2
6. Long - term stability	0.1	0.1
7. Level linearity on the reference level range	0.2	0.3
8. Level linearity including the level range control	0.2	0.3
9. Tone burst response	0.2	0.3
10. Peak C sound level	0.2	0.35
11. Overload indication	0.2	0.25
12. High level stability	0.1	0.1

SITHIPORN ASSOCIATES CO., LTD.
CALIBRATION LABORATORY

451-451/1 Sirinthorn Road, Bangbumru, Bangplud, Bangkok, 10700 Thailand
Tel. +66 2433 8331 Email : calibration@sithiphorn.com

SITHIPORN associates

NSC-TISI-TIS 17025
CALIBRATION 0394

Result of calibration :

1. Absolute sensitivity

Reference Acoustic Signal (dB)	Measured Value (dB)	Deviation (dB)	Acceptance Limit (dB)
93.9 (93.94)	93.9	0.0	±0.3

2. Self-generated noise

2.1 Normal test

Measured Value (dB)
19.5

2.2 The microphone of the sound level meter was replaced by electrical signal input device.

Frequency Weighting	Weighting (dB)
A - weight	11.6
C - weight	17.6
Flat	23.3

3. Acoustical signal tests of frequency weightings

Meter free-field acoustic response at a level of 84 dB

Frequency (Hz)	Deviation from various frequency weighting response curve (dB)			
	Flat	C-weight	A-weight	Acceptance Limits
125	0.5	0.6	0.6	± 1.5
1000	0.0	0.0	0.0	± 1.0
8000	-1.1	-1.1	-1.1	±5.0

4. Electrical signal tests of frequency weightings

Weighting network response with relative to 1 kHz.

Frequency (Hz)	Deviation from various frequency weighting response curve (dB)			
	Flat	C-weight	A-weight	Acceptance Limits
63	-0.1	-0.1	-0.1	±2.0
125	0.0	0.0	-0.1	±1.5
250	0.0	0.0	0.0	±1.5
500	0.0	0.0	-0.1	±1.5
1000	0.0	0.0	0.0	±1.0
2000	0.0	0.0	0.0	±2.0
4000	0.0	0.0	0.0	±3.0
8000	0.0	0.1	0.1	±5.0

5. Frequency and time weightings at 1 kHz

5.1 Frequency weightings at 1 kHz

Frequency Weighting	Anticipated Value (dB)	Measured Value (dB)	Deviated Value (dB)	Acceptance Limits (dB)
A - weight	94.0	94.0	0.0	± 0.2
C - weight	94.0	94.0	0.0	± 0.2
Flat	94.0	94.0	0.0	± 0.2

5.2 Time weighting at 1 kHz

Frequency Weighting	Anticipated Value (dB)	Measured Value (dB)	Deviated Value (dB)	Acceptance Limits (dB)
Fast	94.0	94.0	0.0	± 0.1
Slow	94.0	94.0	0.0	± 0.1
Leq	94.0	94.0	0.0	± 0.1

6. Long - term stability

Frequency Weighting	SLM Display at initial (dB)	SLM Display at final (dB)	Deviated Value (dB)	Acceptance Limits (dB)
A - weight	94.0	94.0	0.0	± 0.3

SITHIPORN ASSOCIATES CO., LTD.
CALIBRATION LABORATORY

451-451/1 Sirinthorn Road, Bangbumru, Bangplud, Bangkok, 10700 Thailand
Tel. +66 2433 8331 Email : calibration@sithiphorn.com

SITHIPORN associates

NSC-TISI-TIS 17025
CALIBRATION 0394

7. Level linearity on the reference level range

Anticipated Value (dB)	Measured Value (dB)	Deviated Value (dB)	Acceptance Limits (dB)
137.0	137.0	0.0	± 1.1
136.0	136.0	0.0	± 1.1
135.0	135.0	0.0	± 1.1
134.0	134.0	0.0	± 1.1
133.0	133.0	0.0	± 1.1
132.0	132.0	0.0	± 1.1
131.0	131.0	0.0	± 1.1
129.0	129.0	0.0	± 1.1
124.0	124.0	0.0	± 1.1
119.0	119.0	0.0	± 1.1
114.0	114.0	0.0	± 1.1
109.0	109.0	0.0	± 1.1
104.0	104.0	0.0	± 1.1
99.0	99.0	0.0	± 1.1
94.0	94.0	0.0	± 1.1
89.0	89.1	0.1	± 1.1
84.0	84.1	0.1	± 1.1
79.0	79.0	0.0	± 1.1
74.0	74.1	0.1	± 1.1
69.0	69.1	0.1	± 1.1
64.0	64.0	0.0	± 1.1
59.0	59.1	0.1	± 1.1
54.0	54.0	0.0	± 1.1
49.0	49.0	0.0	± 1.1
44.0	44.0	0.0	± 1.1
39.0	39.0	0.0	± 1.1
34.0	34.0	0.0	± 1.1
30.0	30.0	0.0	± 1.1
29.0	29.1	0.1	± 1.1
28.0	28.0	0.0	± 1.1
27.0	27.0	0.0	± 1.1
26.0	26.1	0.1	± 1.1
25.0	25.1	0.1	± 1.1

SITHIPORN ASSOCIATES CO., LTD.
CALIBRATION LABORATORY

451-451/1 Sirinthorn Road, Bangbumru, Bangplud, Bangkok, 10700 Thailand
Tel. +66 2433 8331 Email : calibration@sithiphorn.com

SITHIPORN associates

NSC-TISI-TIS 17025
CALIBRATION 0394

Cert. No. : ACL24266
Job No. : VC67AC0140
Pages : 7 of 8

8. Level linearity including the level range control

Range	Anticipated Value (dB)	Measured Value (dB)	Deviated Value (dB)	Acceptance Limits (dB)
130	94.0	94.0	0.0	±1.1

Range	Anticipated Value (dB)	Measured Value (dB)	Deviated Value (dB)	Acceptance Limits (dB)
130	30.0	29.8	-0.2	±1.1

9. Tone burst response

Time Weighting	Tone burst duration, Tb (ms)	Cycle	Anticipated Value (dB)	Measured Value (dB)	Deviated Value (dB)	Acceptance Limits (dB)
Fast	0.25	1	108.0	107.9	-0.1	1.5 ; -5.0
	2	8	117.0	117.0	0.0	1.0 ; -2.5
	200	800	134.0	134.0	0.0	±1.0
Slow	2	8	108.0	108.0	0.0	1.5 ; -5.0
	200	800	127.6	127.6	0.0	±1.0
SEL	0.25	1	99.0	98.9	-0.1	1.5 ; -5.0
	2	8	108.0	108.0	0.0	1.0 ; -2.5
	200	800	128.0	128.1	0.1	±1.0

SITHIPORN ASSOCIATES CO., LTD.
CALIBRATION LABORATORY

451-451/1 Sirinthorn Road, Bangbumru, Bangplud, Bangkok, 10700 Thailand
Tel. +66 2433 8331 Email : calibration@sithiphorn.com

SITHIPORN associates

NSC-TISI-TIS 17025
CALIBRATION 0394

10. Peak C sound level

Number of cycle in test signal	Anticipated Value (dB)	Measured Value, Lcpeak (dB)	Deviated Value (dB)	Acceptance Limits (dB)
Continuous	133.0	133.0	0.0	±3.0
One	136.4	136.4	0.0	±3.0

Number of cycle in test signal	Anticipated Value (dB)	Measured Value (dB)	Deviated Value (dB)	Acceptance Limits (dB)
Continuous	133.0	133.0	0.0	±2.0
Positive half cycle	135.4	135.2	-0.2	±2.0
Negative half cycle	135.4	135.2	-0.2	±2.0

11. Overload indication

Measured value (dB)		Deviated Value (dB)	Acceptance Limits (dB)
Positive one-half cycle	Negative one-half cycle		
89.5	89.6	0.1	±1.5

12. High level stability

Frequency Weighting	SLM Display at initial (dB)	SLM Display at final (dB)	Deviated Value (dB)	Acceptance Limits (dB)
A - weight	137.0	137.0	0.0	±0.3

The reported uncertainty is based on a standard uncertainty multiplied by coverage factor $k = 2$ or any value following calculation,providing a lavel of confidence of approximately 95 %

End of Calibration Certificate

DKSH

NSC-TISI-TIS 17025
Calibration 0087

Certificate of Calibration

Equipment:	SPECTROPHOTOMETER	Certificate No.:	C06230441
Model:	DR6000	Issued Date:	19 September 2023
Serial No. (or ID.):	1627845 (RYG_EN0037)	Job No.:	WO-00005382
Manufacturer:	HACH	Page:	1 of 3
Condition:	In Condition		

Customer: ALS Laboratory Group (Thailand) Co.,Ltd. (Rayong Branch)
616/10 Moo 5 T.Maenam Khu,
A.Pluakdaeng, Rayong 21140, Thailand.

REVIEW BY N. Bamrat
APPROVED BY D.
NEXT CAL. DATE 18/3/25

Environment Condition:	Temperature	23.9	°C	±	0.2
	Humidity	65.3	%RH	±	1.4

Calibration Place: ALS Laboratory Group (Thailand) Co.,Ltd. (Rayong Branch) (Wet Chemistry)
616/10 Moo 5 T.Maenam Khu,
A.Pluakdaeng, Rayong 21140, Thailand.

Calibration By: Mr.Nattapat Rungrueang

Calibration Date: 18 September 2023

The Method used: In house method, CAL-WI-24, base on ASTM E 275-08 and ASTM E 387-04

Traceability: This certificate is traceable to the CRM maintained by National Institute of Standards and Technology (NIST) through Starna Scientific Limited.

The standard for Wavelength Certificate No. 111583 and 111584
The standard for Photometric Certificate No. 9114984 and 111588
The standard for Stray light Certificate No. 111586 and 111585
The standard for Spectral resolution Certificate No. 111587

(Mr. Nattapat Rungrueang)
Person in charge

(Mr. Nitinun Srihawan)
Authorized signatory

This certificate is issued the units of measurement according to the International System of Units (SI). It provides traceability of measurement to international or national standard or other recognized national standard laboratories.

The measurement uncertainty stated is the expanded uncertainty which is obtained from the standard uncertainty multiplied by the coverage factor (k=2) to provide a level of confidence of approximately 95%. It is determined in accordance with the Guide to Expression of Uncertainty in Measurement (GUM).

These results may be affected by deviations from specified conditions. The results relate only to the items tested, calibrated or sampled. The report shall not be reproduced except in full without approval of DKSH Technology Limited.

บริษัท ดีเคเอสเอช เทคโนโลยี จำกัด
DKSH Technology Limited
2533 ถนนสุขุมวิท แขวงบางจาก เขตพระโขนง กรุงเทพมหานคร 10260
2533 Sukhumvit Road, Bangchak, Phrakhanong, Bangkok 10260
Phone: +66 2639 7000 Email: info.calibration@dksh.com Website: www.dksh.com/scientific-thailand

Calibration Results:

Without Adjustment

Wavelength Accuracy (nm), The spectral bandwidth of Std at 2 nm and UUC at 2 nm

Standard Wavelength	Unit Under Calibration	Correction	Uncertainty
418.61	418.3	0.31	0.13
536.66	536.6	0.06	0.13
637.98	638.3	-0.32	0.13
748.48	748.7	-0.22	0.13
807.03	807.4	-0.37	0.13

Photometric Accuracy (Absorbance)

Wavelength	Standard absorbance	Unit Under Calibration	Correction	Uncertainty
420 nm	0.0000	0.000	0.0000	0.0045
	0.2930	0.289	0.0040	0.0045
	0.5168	0.519	-0.0022	0.0045
	1.0298	1.029	0.0008	0.0045
440 nm	0.0000	0.000	0.0000	0.0045
	0.2867	0.283	0.0037	0.0045
	0.5073	0.509	-0.0017	0.0045
	1.0083	1.007	0.0013	0.0045
465 nm	0.0000	0.000	0.0000	0.0045
	0.2516	0.250	0.0016	0.0045
	0.4595	0.462	-0.0025	0.0045
	0.9334	0.933	0.0004	0.0045
546.1 nm	0.0000	0.000	0.0000	0.0045
	0.2461	0.245	0.0011	0.0045
	0.4652	0.466	-0.0008	0.0045
	0.9468	0.946	0.0008	0.0045
590 nm	0.0000	0.000	0.0000	0.0045
	0.2594	0.259	0.0004	0.0045
	0.5040	0.505	-0.0010	0.0045
	1.0032	1.002	0.0012	0.0045
635 nm	0.0000	0.000	0.0000	0.0045
	0.2579	0.257	0.0009	0.0045
	0.4971	0.497	0.0001	0.0045
	0.9720	0.971	0.0010	0.0045

บริษัท ดีเคเอสเอช เทคโนโลยี จำกัด
DKSH Technology Limited
2533 ถนนสุขุมวิท แขวงบางจาก เขตพระโขนง กรุงเทพมหานคร 10260
2533 Sukhumvit Road, Bangchak, Phrakhanong, Bangkok 10260
Phone: +66 2639 7000 Email: info.calibration@dksh.com Website: www.dksh.com/scientific-thailand

Calibration Results:

Without Adjustment

Photometric Accuracy (Absorbance)

Wavelength	Standard absorbance	Unit Under Calibration	Correction	Uncertainty
235 nm	0.0000	0.000	0.0000	0.0080
	0.7355	0.737	-0.0015	0.0080
257 nm	0.0000	0.000	0.0000	0.0080
	0.8574	0.857	0.0004	0.0080
313 nm	0.0000	0.000	0.0000	0.0080
	0.2864	0.290	-0.0036	0.0080
350 nm	0.0000	0.000	0.0000	0.0080
	0.6374	0.637	0.0004	0.0080

Stray light *

Standard: cut-off	UUC: Wavelength (nm)	UUC: Transmission (%T)	Absorbance (A)
260.62 +/- 0.11 nm	260.6	1.3	1.886
391.44 +/- 0.11 nm	391.4	1.3	1.886

Spectral Resolution *

Nominal Concentration 0.02 % v/v	Peak	Trough	Ratio	SBW
Standard Wavelength (nm)	268.66	266.69	1.38	2.00
UUC: Wavelength (nm)	268.2	266.1		
Std Absorbance (A)	0.4566	0.2780		
Absorbance (A)	0.413	0.300		

* Calibration Marked " Not TISI Accredited " in this Certificate have been included for completeness.

The End of Certificate

บริษัท ดีเคเอสเอช เทคโนโลยี จำกัด
DKSH Technology Limited
2533 ถนนสุขุมวิท แขวงบางจาก เขตพระโขนง กรุงเทพมหานคร 10260
2533 Sukhumvit Road, Bangchak, Phrakhanong, Bangkok 10260
Phone: +66 2639 7000 Email: info.calibration@dksh.com Website: www.dksh.com/scientific-thailand

ใบตรวจสอบสภาพเครื่องวัดสิ่งแวดล้อม

เลขที่ใบงาน: WO-00005382

ชนิดเครื่องมือ: SPECTROPHOTOMETER รุ่น: DR6000 หมายเลขเครื่อง: 1627845

ตรวจสอบ (รับ) 18 Sep 2023 ปกติ	ตรวจสอบ (รับ) 18 Sep 2023 ไม่ปกติ	รายการตรวจเช็ค	ตรวจสอบ (ส่ง) 18 Sep 2023 ปกติ	ตรวจสอบ (ส่ง) 18 Sep 2023 ไม่ปกติ	หมายเหตุ
		General			
☑	☐	1. ความสมบูรณ์เครื่อง	☑	☐	
☑	☐	2. ความสะอาด (ช่องใส่ตัวอย่าง, ภายใน-นอกเครื่อง)	☑	☐	
☑	☐	3. สวิทช์ ปิด – เปิด เครื่อง (On-Off Swicth)	☑	☐	
☑	☐	4. ปุ่มกด (Keypad)	☑	☐	
☑	☐	5. หน้าจอ (Display, Screen Contrast)	☑	☐	
		Spectrophotometer			
☐	☐	6. แรงดันไฟฟ้า (Battery Backup) >= 2.5 VDC	☐	☐	
☐	☐	7. ตัวหมุนเลือกความยาวคลื่น (Wavelength Control)	☐	☐	
☑	☐	8. ความยาวคลื่น (Wavelength Check)	☑	☐	*
☑	☐	9. แหล่งกำเนิดแสง (UV < 3,000 hour)	☑	☐	9.2 Hours
☑	☐	10. แหล่งกำเนิดแสง (Visible < 5,000 hour)	☑	☐	741.5 Hours
☑	☐	11. ช่องวัดหลายตัวอย่าง (Carousel Module)	☑	☐	
		pH Meter and Conductivity Meter			
☐	☐	12. อิเล็คโทรด (Electrode and Connection Cable)	☐	☐	
☐	☐	13. ระดับสารละลายใน Electrode (Level KCl)	☐	☐	
☐	☐	14. ฝาปิดกันปลาย Electrode (Dust Protection Hood)	☐	☐	
☐	☐	15. ขาจับอิเล็คโทรด (Stand)	☐	☐	
		Turbidimeter			
☐	☐	16. ค่าความขุ่นที่ต่ำสุด (No Sample)	☐	☐	
☐	☐	17. ระดับการส่องสว่างของแสง (>= 2.5 ไม่เกิน 3.0)	☐	☐	
		Automatic titrator			
☐	☐	18. สภาพ Piston Burettes	☐	☐	
☐	☐	19. Function Rinsing and Dosing	☐	☐	
☐	☐	20. ระบบท่อสายยางและอุปกรณ์ประกอบ	☐	☐	

เพิ่มเติม/ข้อแนะนำ : *656.1nm=656.1nm

*486.0nm=485.5nm

Mr.Nattapat Rungrueang

Service Engineer

บริษัท ดีเคเอสเอช เทคโนโลยี จำกัด
DKSH Technology Limited
2533 ถนนสุขุมวิท แขวงบางจาก เขตพระโขนง กรุงเทพมหานคร 10260
2533 Sukhumvit Road, Bangchak, Phrakhanong, Bangkok 10260
Phone: +66 2639 7000 Email: info.calibration@dksh.com Website: www.dksh.com/scientific-thailand

Delivering Growth – in Asia and Beyond.

TECHNOLOGY PROMOTION ASSOCIATION (THAILAND-JAPAN)
CORPORATE SERVICES 3: EQUIPMENT CALIBRATION AND TESTING SERVICES
534/4 PATTANAKARN ROAD SOI 18, SUANLUANG, SUANLUANG, BANGKOK 10250
TEL. 0-2717-3000-24 FAX. 0-2719-9484

NSC-TISI-TIS17025
CALIBRATION 0008

Certificate of Calibration

Certificate No. : 23E3924
Page : 1 of 2

Equipment :	pH Meter
Manufacturer:	Mettler Toledo
Model :	SevenExcellence
Serial No.:	B834291445
ID No.:	RYG_EN0152
Condition As-Received:	Used Item
Received Date:	08 December 2023
Calibration Date:	14 December 2023

This certificate may not be reproduced other than in full, except with the prior written approval of the head of Corporate Services 3: Equipment Calibration and Testing Services.

Reference:	2312-0151DSC
Ambient Temperature:	(23 ± 2) °C
Relative Humidity:	(50 ± 10) %

Submitted by: ALS Laboratory Group (Thailand) Co.,Ltd. Rayong Branch
616/10 Moo 5, T.Maenam Khu, A.Pluakdaeng,
Rayong 21140, Thailand

Procedure used: Calibration were conducted using calibration procedure No. CP-E17 according to EURAMET cg-15.

Condition of this result of calibration

1.Reference standards instruments :

Instrument	Model	Serial No.	Certificate No.	Due Date
1) Multi-Product Calibrator	5502A	2435802	EE-0041-23	26 Apr 2024

2.This result of calibration was made on requested at the point specified by customer.

3.The certificate is valid only to the item calibrated on date and place of calibration.

4.This Certification is traceable to the International System of Unit maintained through:-

-National Institute of Metrology Thailand (NIMT)

REVIEW BY N. Bamrit
APPROVED BY [signature]
NEXT CAL. DATE ~~14/12/24~~ TKU ปรับความถี่
14/06/25 (18 เดือน)

Calibrated by : Napachanok Prasomsoosiri
Issue Date : 15 December 2023

Approved Signatory : [signature]
[ ] Phalinee Prabpaipal
[✓] Nuntawat Khamchai
[ ] Pongsagorn Boonyaporn

B 0331106

Result of calibration :- (*) Without adjustment ( ) After adjustment

Function: DC voltage measurement **Range:** 2000 mV

Standard Value (mV)	UUC* Reading (mV)	Error (mV)	Uncertainty (± µV)
-200.0000	-199.9	0.1	68
-150.0000	-150.0	0.0	65
-100.0000	-100.0	0.0	63
-50.0000	-50.0	0.0	61
0.0000	0.0	0.0	58
50.0000	50.0	0.0	61
100.0000	100.0	0.0	63
150.0000	150.0	0.0	65
200.0000	199.9	-0.1	68

The reported uncertainty of measurement was based on a standard uncertainty multiplied by a coverage factor *k*=2, providing a level of confidence of approximately 95 %

UUC*= Unit Under Calibration.

-o0o-

TECHNOLOGY PROMOTION ASSOCIATION (THAILAND-JAPAN)
CORPORATE SERVICES 3: EQUIPMENT CALIBRATION AND TESTING SERVICES
534/4 PATTANAKARN ROAD SOI 18, SUANLUANG, SUANLUANG BANGKOK 10250
TEL. 0-2717-3000-29 FAX. 0-2719-9484

NSC-TISI-TIS17025
CALIBRATION 0008

Certificate of Calibration

Equipment :	pH Meter
Manufacturer :	Mettler Toledo
Model :	SevenExcellence
Serial No. :	B834291445
ID No. :	RYG_EN0152
Condition As-Received:	Used Item
Received Date :	08 December 2023
Calibration Date :	15 December 2023
Reference :	2312-0151DSC-3
Submitted by :	ALS Laboratory Group (Thailand) Co.,Ltd. Rayong Branch 616/10 Moo 5, T.Maenam Khu, A.Pluakdaeng, Rayong 21140, Thailand
Ambient Temperature :	(25 ± 2.5) °C
Relative Humidity :	(50 ± 15) %
Calibration Procedure :	In - house method : - CP-CH5 by direct measurement with standard voltage calibrator and direct measurement with certified reference material (CRM) - CP-CH8 by comparison with standard thermometer
Calibrated by :	Warakorn Lerngagtrakul
Approved by :	Approved Signatory

( ) Saithip Meangmai
( ) Warakorn Lerngagtrakul
(✓) Ponpan Paipim

Issue Date : 19 December 2023

The Uncertainties are for a confidence probability of approximately 95%

This certificate may not be reproduced other than in full, except with the prior written
Approval of the head of Corporate Services 3 ; Equipment Calibration and Testing Services.

Condition of this calibration result

1. Reference Standard Instrument : -

Instrument	Serial No.	ID No.	Cert. No.	Due Date
1) Document Process Calibrator	54030049	130RC116	23E2802	27 Aug 2024
2) Ref. Standard Thermometer	4982054	110RC044	23I908	26 July 2024

This certification is traceable to the International System of Unit maintained through:-
- Technology Promotion Association (Thailand-Japan)

2. Certified Reference Materials : The measurement results are traceable to SI through CPA chem Ltd., ANSI-ASQ National Accreditation Board, Accredited No. AR-1835

Buffer Solution	Manufacturer	Lot No.	Exp. date
pH 4.008	CPA chem	913598	14 July 2025
pH 6.986	CPA chem	931959	01 Oct 2024
pH 9.997	CPA chem	940106	02 Nov 2024

3. This certificate is valid only to the item calibrated on date and place of calibration.

Calibration Results

Function : mV Measurement

Performing standard curve by Fluke at pH (4,7,10)

Unit Under Calibration	Nominal Value	Standard Voltage Input	Actual Reading		Uncertainty of Measurement (±mV)	Coverage factor *k*
	pH	mV	mV	pH		
pH Meter	4.000	177.48	177.3	4.000	0.058	2.00
S/N.: B834291445	7.000	0.00	-0.1	7.000	0.058	2.00
	10.000	-177.48	-177.5	10.000	0.058	2.00

Calibration Results

Function : pH Measurement

Performing three buffers standard curve by using buffer nominal pH (4,7,10)

Unit Under Calibration	Standard pH Buffer Solution	Actual pH Reading	Actual mV Reading (mV)	Uncertainty of pH measurement (±)	Coverage factor *k*
pH Electrode	4.008	4.013	184.1	0.0045	2.00
S/N.: 3225368	6.986	6.998	8.7	0.0084	2.00
	9.997	10.002	-164.7	0.0088	2.11

Function : Temperature Measurement

(*) Without adjustment

This equipment was connected with Temperature Probe;

- Model : InLab®Expert Pro-ISM
- Serial No. : 3225368

Dimension of probe;

- Length : 120 mm
- Diameter : 12 mm
- Immersion Depth : 100 mm

Calibration Point (°C)	Standard Temperature (°C)	UUC* Reading (°C)	Error (°C)	Uncertainty of measurement (± °C)	Coverage factor *k*
25.0	25.003	24.3	-0.703	0.13	2.00

Remark : - UUC* = Unit Under Calibration

The reported uncertainty of measurement was based on a standard uncertainty multiplied by a coverage factor *k* , providing a level of confidence of approximately 95 %.

-o0o-

SCG

Metrology

SCI ECO Services Company Limited

33/2 Moo 3, T.Banpa, A.Kaengkhoi, Saraburi 18110, Thailand.

Saraburi Tel : +66 3627 3096 Fax : +66 3627 3100

Bangkok Tel : +668 9205 6851 , +669 8247 2360

Website : www.scieco.co.th E-Mail : calibrate@scg.com

NSC-TISI-TIS 17025
CALIBRATION 0244

Certificate of Calibration

Equipment	:	**Chamber (Cold Room)**
Manufacturer	:	**MODULAR**
Model	:	**IREVCOHCOO**
Serial No.	:	**C00351459**
Customer Code	:	**RYG_EN0184**
ID No.	:	**T1939A5**
Customer	:	**ALS Laboratory Group (Thailand) Co.,Ltd. (Rayong Branch)**
		616/10 Moo 5 T.Maenam Khu,
		A.Pluakdaeng, Rayong 21140
Customer Location	:	**Laboratory**
Date of Receipt	:	**5 June 2024**
Calibrated By	:	**Sujjar Naknakred (Site Calibration Manager)**
Approved By	:	**Preecha Phisassutthikul (Temperature Calibration Manager)**
Date of Issue	:	12 JUN 2024

REVIEW BY Thanitall.
APPROVED BY
NEXT CAL. DATE 11/12/25

The uncertainties are for a confidence probability of approximately 95%.

This Certificate is issued in accordance with the conditions of accreditation granted by the Thai Laboratory Accreditation Scheme which has assessed the measurement capability of the laboratory and its traceability to recognized national standards and to the units of measurement realized at the corresponding national standard laboratory. This certificate may not be reproduced other than in full except with the prior written approval of the Metrology.

Certificate No. T241120

Calibration Report

Equipment : **Chamber (Cold Room)**
Date of Calibration : **11 June 2024**
Environment : **Temperature : 23.1-24.1 °C**
Line Voltage : 222.3-226.3 V
Relative Humidity : 55 - 65 %RH

Condition of this results of calibration :

1. This equipment was calibrated by insert nine standard thermocouples type T into its chamber , the other one standard thermocouples type T use for ambient temperature measurement . The calibration was done in according to WI-T20 (based on ASTM E145-94 (Reapproved 2001) and AS2853-1986).
   All data show below were final values and the initial data from customer request . The temperature scale used was based on ITS - 90 .
2. Reference Standard Instrument :

Instrument	Model	Instrument No.	Certificate No.	Due Date
TC	TYPE T	TN161-TN170	T240713	19 April 2025
TC	TYPE T	TN171-TN180	T240713	19 April 2025
DATA LOGGER	34970A	T149	T240713	19 April 2025

3. This certificate is traceable to :
   National Institute of Metrology (Thailand) through Metrological Center (NSC-TISI-TIS 17025 CALIBRATION 0244.)
4. Condition of calibrated item : good
   Equipment Description :
   Time Constant 3 Hour 30 Minute At 3 °C
   Fresh Air Damper ☐ Open ☐ Min ☐ Medium ☐ Max
   ☐ Close
   ☒ Not Available
5. Adjustment :
   ( ) without adjustment (X) after adjustment

Approved By_____

Certificate No. T241120

Calibration Report

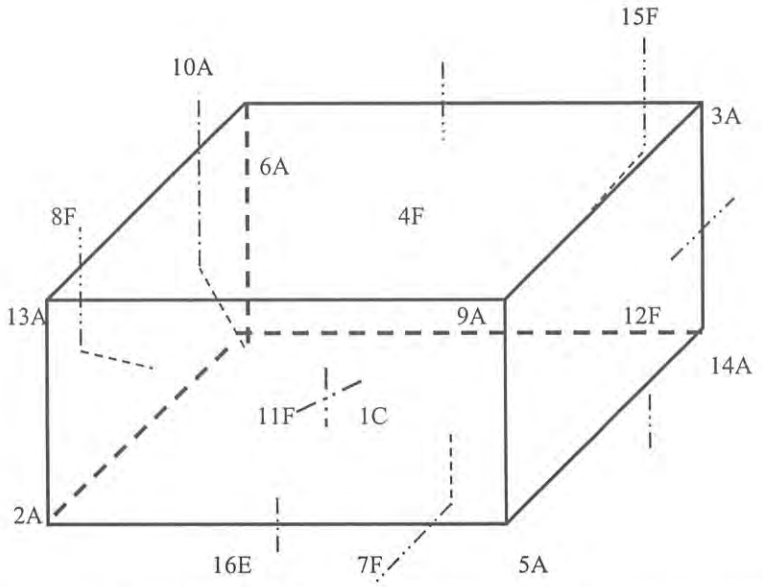

C = Centre , F = Centre of Face , A = Corner , E = Centre of Edge

1C	=	TN161
2A	=	TN162
3A	=	TN163
4F	=	TN164
5A	=	TN165
6A	=	TN166
7F	=	TN167
8F	=	TN168
9A	=	TN169
10A	=	TN170

11F	=	TN171
12F	=	TN172
13A	=	TN173
14A	=	TN174
15F	=	TN175
16E	=	TN176

Approved By.

Certificate No. T241120

Calibration Report

Measurement Results:

	Average Standard Reading at each position (°C)									
Calibration Point	**TN161**	**TN162**	**TN163**	**TN164**	**TN165**	**TN166**	**TN167**	**TN168**	**TN169**	**TN170**
3	2.73	2.70	2.77	2.78	2.99	2.35	3.09	3.21	3.08	2.90
	TN171	**TN172**	**TN173**	**TN174**	**TN175**	**TN176**				
	3.39	3.01	2.92	2.81	3.42	3.42				

Chamber (Cold Room)			Temperature Distribution				
Setting (°C)	Reading (°C)		Average (°C)	Stability (±°C)	Uniformity (°C)	Uncertainty (±°C)	Coverage Factor *k*
	Min , Max	Average					
3.0	2.9 , 4.4	3.7	2.97	1.32	1.13	2.02	2.00

* The quoted uncertainty exclude " uniformity "

The calibration result apply only the above calibrated item.

The result of test was found accurate as shown on date and place of test only.

The reported expanded uncertainty is based on a standard uncertainty multiplied by a coverage factor *k* which for a t-distribution, providing a level of confidence of approximately 95 % .

Approved By. _____

TECHNOLOGY PROMOTION ASSOCIATION (THAILAND-JAPAN)

CORPORATE SERVICES 3 : EQUIPMENT CALIBRATION AND TESTING SERVICES

534/4 PATTANAKARN ROAD SOI 18, SUANLUANG, SUANLUANG BANGKOK 10250

TEL. 0-2717-3000 FAX. 0-2719-9484

Certificate of Testing

Equipment :	DO Meter
Manufacturer :	YSI
Model :	5000-115V
Serial No. :	15E102796
ID No. :	RYG_EN0032
Received Date :	21 July 2023
Test Date :	24 July 2023
Reference :	2307-0713DSC-1
Submitted by :	ALS Laboratory Group (Thailand) Co.,Ltd. Rayong Branch 616/10 Moo 5, T.Maenam Khu, A.Pluakdaeng, Rayong 21140, Thailand
Laboratory Condition :	Temperature (25 ± 5) °C Humidity (50 ± 20) %
Test Procedure :	In - house method : CP-CH9 by Comparison Technique with Azide Modification Method
Tested by :	Walalak Sirithean
Approved by :	Saithip Approved Signatory

REVIEW BY N.Bamkit
APPROVED BY
NEXT CAL. DATE 24/01/25

( ) Malee Butkruea
(✓) Saithip Meangmai
( ) Warakorn Lerngagtrakul

Issue Date : 26 July 2023

B 0320211

Condition of this result of calibration

1. Reference Standard Instruments :
   This certification is traceable to the International System of Unit through the reference standards laboratory of Industrial Calibration Center,Technology Promotion Association (Thailand-Japan).

Instruments	Serial No.	ID No.	Certificate No.	Due Date
1) Burette	-	130BU10	23CG1172	22 Mar 2025
2) Balance	1126143764	140RC004	22MM50	20 Sep 2023

2. Standard Material :-

Material	Manufacturer	Lot.No.	Assay
Sodium Thiosulfate pentahydrate	Merck	AM1763316	100.2%

Result : **Dissolved Oxygen Meter Adjustment With Air 100 %**

Dissolved Oxygen Probe No.: 15E100464

Titration Method (Azide Modification Method) (mg/L)	**DO Meter Reading** (mg/L)	**Standard Deviation** (mg/L)
8.18	8.17	0.0055

This report was certified only for the instrument we tested.It is allowable to use for study the system efficiency,The environmental impact control and present to organization it may concerned Intend to use for advertising and referral purpose is prohibited.This report may not be reproduced other in full,without written approval of the laboratory

-o0o-

a 1172155

TECHNOLOGY PROMOTION ASSOCIATION (THAILAND-JAPAN)
CORPORATE SERVICES 3: EQUIPMENT CALIBRATION AND TESTING SERVICES
534/4 PATTANAKARN ROAD SOI 18, SUANLUANG, SUANLUANG BANGKOK 10250
TEL. 0-2717-3000-29 FAX. 0-2719-9484

NSC-TISI-TIS17025
CALIBRATION 0008

Cert. No.: 23LM125

Certificate of Calibration

Equipment :	DO Meter with Sensor
Manufacturer :	YSI
Model :	5000-115V
Serial No. :	15E102796
ID No. :	RYG_EN0032
Submitted by :	ALS Laboratory Group (Thailand) Co.,Ltd. Rayong Branch 616/10 Moo 5 T. Maenam Khu, A. Pluakdaeng, Rayong 21140 Thailand
Location :	TPA On Site Calibration Laboratory
Received Order :	25 July 2023
Calibrated Date :	27 July 2023
Ambient Temperature :	(26 ± 10) °C
Relative Humidity :	(50 ± 30) %
AC Line Voltage :	(220 ± 22) V
Calibrated by :	Preecha Hlahib
Approved by :	Approved Signatory

( ) Pornthippa Tameyakul
( ) Malee Butkruea
(✓) Suwit Imjai

Issue Date : 31 July 2023

The Uncertainties are for a confidence probability of approximately 95%

This certificate may not be reproduced other than in full, except with the prior written
Approval of the head of Corporate Services 3 : Equipment Calibration and Testing Services.

A 0053616

Equipment : DO Meter with Sensor **Cert. No.:** 23LM125

Condition As-Received : Used Item

Reference : 2307-0713DSC-2

Procedure Used :-

Calibration were conducted using in-house calibration procedure CP-OT01 according to comparison with Industrial Platinum Resistance Thermometer (IPRT) into Temperature Bath.

The temperature scale used was based on ITS-90.

Condition of this result of calibration

1. Reference standard instrument:-

Instrument	Serial No.	Cert. No.	Traceable	Due Date
1) Digital Thermometer	2188080	22I1285	TPA	21 Oct 2023

2. This certificate is valid only to the item calibrated on date and place of calibration.
3. This certification is traceable to the International System of Unit.

Remark : TPA : Technology Promotion Association (Thailand - Japan)

Result of Calibration :- (*) Without Adjustment

Function : Temperature measurement.

This instrument was connected with temperature sensor, S/N.: 1228475367

Calibration Point (°C)	Immersion Depth (mm)	Standard Temperature (°C)	UUC* Reading (°C)	Error (°C)	Uncertainty (± °C)	Coverage Factor *k*
20.00	100	20.011	19.91	-0.101	0.15	2.00

UUC* : Unit Under Calibration

The reported uncertainty of measurement was based on a standard uncertainty multiplied by a coverage factor ***k***, providing a level of confidence of approximately 95 %.

-o0o-

TECHNOLOGY PROMOTION ASSOCIATION (THAILAND-JAPAN)
CORPORATE SERVICES 3: EQUIPMENT CALIBRATION AND TESTING SERVICES
534/4 PATTANAKARN ROAD SOI 18, SUANLUANG, SUANLUANG BANGKOK 10250
TEL.0-2717-3000-29 FAX.0-2719-9484

NSC-TISI-TIS17025
CALIBRATION 0008

Certificate of Calibration

Cert. No.: 24TM1663
Page : 1 of 3

REVIEW BY ……Thanita K.……

APPROVED BY……D. Khuman……

NEXT CAL DATE……01/05/26……

Equipment :	Low Temp. Incubator
Manufacturer :	Memmert
Model :	IPP750
Serial No. :	V818.0084
ID No. :	RYG_EN0154
Submitted by :	ALS Laboratory Group (Thailand) Co.,Ltd. Rayong Branch 616/10 Moo 5, T.Maenam Khu, A.Pluakdaeng, Rayong 21140, Thailand
Location :	BOD Room
Received Order :	01 November 2024
Calibration Date :	01 November 2024
Ambient Temperature :	(26 ± 10) °C
Relative Humidity :	(50 ± 30) %
AC Line Voltage :	(220 ± 22) V
Calibrated by :	Krisda Malee
Approved by :	Kunchit Approved Signatory

( ) Ponpan Paipim
( ) Suwit Imjai
(✓) Kunchit Promprat

Issue Date : 07 November 2024

The Uncertainties are for a confidence probability of approximately 95%

This certificate may not be reproduced other than in full, except with the prior written Approval of the head of Corporate Services 3 : Equipment Calibration and Testing Services.

Equipment : Low Temp. Incubator **Cert. No.:** 24TM1663

Condition As-Received : Used Item

Reference : 2411-0002OC-1

Procedure Used :-

Calibration were conducted using calibration procedure CP-OT02 based on TLAS G-20 according to direct measurement method with Data Acquisition which connected with Resistance Temperature Detector (RTD).

The temperature scale used was based on ITS-90.

Condition of this result of calibration

1. Reference standard instrument:-

Instrument	Serial No.	Cert. No.	Traceable	Due Date
1) Data Acquisition	MY44073381	24LM73	TPA	18 May 2025

2. This certificate is valid only to the item calibrated on date and place of calibration.
3. This certification is traceable to the International System of Unit.

Remark : TPA : Technology Promotion Association (Thailand - Japan)

Result of Calibration :- (*) Without Adjustment

Function of UUC* : Temperature Source

Fresh air setting : Close

Environment during calibration		
	Beginning	**Finished**
Temp. (°C)	24	25
REL.Humid. (%)	55	53
AC Supply (Volt)	220	221

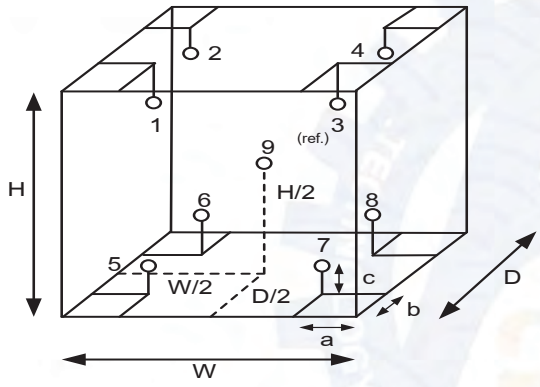

Position :	Ref. Std. ID No.:
1	1RTD-2/1
2	1RTD-2/2
3	22-01RTD-03
4	1RTD-2/4
5	1RTD-2/5
6	1RTD-2/6
7	23-01RTD-07
8	1RTD-2/8
9 (ref.)	23-01RTD-09

Probe Installation Details :

a =	10	cm
b =	10	cm
c =	10	cm

Dimension of Chamber :

D =	0.60	m
W =	1.0	m
H =	1.2	m
Capacity =	0.72	m^3

Equipment : Low Temp. Incubator
Condition As-Received : Used Item
Reference : 2411-0002OC-1
Result of Calibration :- (*) Without Adjustment
Function of UUC* : Temperature Source
Fresh air setting : Close

Cert. No.: 24TM1663

Calibration Point (°C)	UUC* Setting (°C)	UUC* Reading (°C)	Temperature stability (± °C)	Temperature uniformity (°C)	Overall Variation (°C)	Coverage Factor *k*
20.0	20.0	20.0	0.026	0.26	0.53	2

Calibration Point (°C)	Measured Temperature (°C) Position									Uncertainty (±°C)
	1	2	3	4	5	6	7	8	9 (ref.)	
20.0	20.071	19.915	20.273	20.179	19.977	19.782	20.056	20.026	20.033	0.30

Average* : The average of 30 values in each position.
Temperature stability : One-half of the greatest maximum difference of measured temperature at any one sensor.
Temperature uniformity : The maximum difference of measured temperatures at any sensors and the measured temperature at the reference location which are observed at the same time or at as close an observation time as possible to determine the temperature pattern or homogeneity within the chamber under steady-state conditions.
Overall Variation : The Difference of the maximum and minimum measured temperatures throughout observation.
UUC* : Unit Under Calibration
Note : The reported uncertainty of measurement was included stability and excluded uniformity .

The reported uncertainty of measurement was based on a standard uncertainty multiplied by a coverage factor ***k***, providing a level of confidence of approximately 95 %.

-o0o-

TECHNOLOGY PROMOTION ASSOCIATION (THAILAND-JAPAN)
CORPORATE SERVICES 3: EQUIPMENT CALIBRATION AND TESTING SERVICES
534/4 PATTANAKARN ROAD SOI 18, SUANLUANG, SUANLUANG BANGKOK 10250
TEL.0-2717-3000-29 FAX.0-2719-9484

NSC-TISI-TIS17025
CALIBRATION 0008

Certificate of Calibration

Cert.No.: 24CG3997
Page.: 1 of 2

Equipment :	Burette
Capacity :	50 mL
Serial No. :	-
ID. No. :	RYG_EN0162
Manufacturer :	Witeg
Made in :	Germany
Submitted by :	ALS Laboratory Group (Thailand) Co.,Ltd. Rayong Branch 616/10 Moo 5, T.Maenam Khu, A.Pluakdaeng, Rayong 21140, Thailand
Ambient Temperature :	(20 ± 2.5) °C
Relative Humidity :	(50 ± 10) %
Barometric Pressure :	758 mmHg
Calibration Procedure :	ASTM E 542 - 01
Calibrated by :	Srisuda Khamtha
Approved by :	Approved Signatory

REVIEW BY Thanitak.
APPROVED BY
NEXT CAL DATE 21/10/25

( ) Srisuda Khamtha
(✓) Ponpan Paipim
( ) Unnopphol Harachai

Issue Date : 21 October 2024

The Uncertainties are for a confidence probability of approximately 95%

This certificate may not be reproduced other than in full, except with the prior written Approval of the head of Corporate Services 3 : Equipment Calibration and Testing Services.

Equipment : Burette
Received Date : 16 October 2024
Condition As-Received : Used Item
Calibration Date : 21 October 2024
Reference : 2410-0547DSC-1

Cert.No.: 24CG3997

Condition of this result of calibration

1. Reference Standard Instruments :

Instruments	Model	Serial No.	ID. No.	Certificate No.	Traceability	Due date
1) Balance	MS204TS	C226356983	140RC010	24MM603	TPA	10 Oct 2025
2) Thermo-Hygrograph	THDX-CE	00016540	140EC001	24H1153	TPA	10 June 2025
3) Thermometer	-	1594592	140EC010	24I175	TPA	20 Feb 2025

   This certification is traceable to SI Unit
2. The certificate is valid only to the item calibrated on date and place of calibration.
3. True value is converted to true volume at the standard temperature of 20 $^{\circ}$C

Calibration result :

Nominal capacity (mL)	Reading (mL)	Uncertainty (± mL)	*k* Factor
50	49.9643	0.010	2.00

Remark mL = cm^3

The reported uncertainty of measurement was based on a standard uncertainty multiplied by a coverage factor *k* , providing a level of confidence of approximately 95 %.

-o0o-

TECHNOLOGY PROMOTION ASSOCIATION (THAILAND-JAPAN)
CORPORATE SERVICES 3: EQUIPMENT CALIBRATION AND TESTING SERVICES
534/4 PATTANAKARN ROAD SOI 18, SUANLUANG, SUANLUANG BANGKOK 10250
TEL.0-2717-3000-29 FAX.0-2719-9484

NSC-TISI-TIS17025
CALIBRATION 0008

Certificate of Calibration

Cert.No.: 24CH889
Page.: 1 of 2

Equipment :	pH Meter
Manufacturer :	Mettler Toledo
Model :	Seven2Go S2
Serial No. :	C222171779
ID No. :	RYG_FS0594
Condition As-Received:	Used Item
Received Date :	26 July 2024
Calibration Date :	30 July 2024
Reference :	2407-0932DSC-1
Submitted by :	ALS Laboratory Group (Thailand) Co.,Ltd. Rayong Branch 616/10 Moo 5, T.Maenam Khu, A.Pluakdaeng, Rayong 21140, Thailand
Ambient Temperature :	(25 ± 2.5) °C
Relative Humidity :	(50 ± 15) %
Calibration Procedure :	In - house method : - CP-CH5 by direct measurement with DC voltage standard and direct measurement with certified reference material (CRM)

REVIEW BY Pitthaya T.
APPROVED BY Supt S
NEXT CAL DATE 29/7/25

Calibrated by : Warakorn Lerngagtrakul

Approved by : Saithip
Approved Signatory

( ) Unnopphol Harachai
( ) Ponpan Paipim
(✓) Saithip Meangmai

Issue Date : 30 July 2024

The Uncertainties are for a confidence probability of approximately 95%

This certificate may not be reproduced other than in full, except with the prior written Approval of the head of Corporate Services 3 : Equipment Calibration and Testing Services.

Condition of this calibration result

1. Reference Standard Instrument

Instrument	Serial No.	ID No.	Cert. No.	Due Date
1) Document Process Calibrator	54030049	130RC116	23E2802	27 Aug 2024

- This Certification is traceable to SI Throught Technology Promotion Association (Thailand - Japan)

2. Certified Reference Materials : The measurement results are traceable to SI through CPA chem Ltd., ANSI-ASQ National Accreditation Board, Accredited No. AR-1835

Buffer Solution	Manufacturer	Lot No.	Exp. date
pH 4.008	CPA chem	970851	25 Apr 2026
pH 6.986	CPA chem	970852	25 Apr 2025
pH 9.997	CPA chem	970853	25 Apr 2025

3. This certificate is valid only to the item calibrated on date and place of calibration.

Calibration Results

Function : mV Measurement

Performing standard curve by Document Process Calibrator at pH (4,7,10)

Unit Under Calibration	Nominal Value	Standard Voltage Input	Actual Reading		Uncertainty of Measurement (±mV)	Coverage factor *k*
	pH	mV	mV	pH		
pH Meter	4.00	177.48	177	4.00	0.58	2.00
S/N.: C222171779	7.00	0.00	0	7.00	0.58	2.00
	10.00	-177.48	-178	10.00	0.58	2.00

Function : pH Measurement

Performing three buffers standard curve by using buffer nominal pH (4,7,10)

Unit Under Calibration	Standard pH Buffer Solution	Actual pH Reading	Actual mV Reading (mV)	Uncertainty of pH Measurement (±)	Coverage factor *k*
pH Electrode	4.008	4.01	172	0.0071	2.00
S/N.: 3184175	6.986	6.99	-2	0.0099	2.00
	9.997	10.00	-174	0.0092	2.00

The reported uncertainty of measurement was based on a standard uncertainty multiplied by a coverage factor *k*, providing a level of confidence of approximately 95 %.

-o0o-

TECHNOLOGY PROMOTION ASSOCIATION (THAILAND-JAPAN)
CORPORATE SERVICES 3: EQUIPMENT CALIBRATION AND TESTING SERVICES
534/4 PATTANAKARN ROAD SOI 18, SUANLUANG, SUANLUANG BANGKOK 10250
TEL.0-2717-3000-29 FAX.0-2719-9484

NSC-TISI-TIS17025
CALIBRATION 0008

Certificate of Calibration

Cert. No.: 24LM120

Equipment :	pH Meter with Sensor
Manufacturer :	Mettler Toledo
Model :	Seve2Go S2
Serial No. :	C222171779
ID No. :	RYG_FS0594
Submitted by :	ALS Laboratory Group (Thailand) Co.,Ltd. Rayong Branch 616/10 Moo 5, T.Maenam Khu, A.Pluakdaeng, Rayong 21140, Thailand
Location :	TPA On Site Calibration Laboraotory
Received Order :	26 July 2024
Calibrated Date :	30 July 2024
Ambient Temperature :	(26 ± 10) °C
Relative Humidity :	(50 ± 30) %
AC Line Voltage :	(220 ± 22) V
Calibrated by :	Warakorn Lerngagtrakul

Approved by : Kunchit

Approved Signatory

( ) Ponpan Paipim
( ) Suwit Imjai
(✓) Kunchit Promprat

Issue Date : 01 August 2024

The Uncertainties are for a confidence probability of approximately 95%

This certificate may not be reproduced other than in full, except with the prior written Approval of the head of Corporate Services 3 : Equipment Calibration and Testing Services.

Equipment : pH Meter with Sensor **Cert. No.:** 24LM120
Condition As-Received : Used Item
Reference : 2407-0932DSC-3

Procedure Used :-

Calibration were conducted using in-house calibration procedure CP-OT01 according to comparison with Industrial Platinum Resistance Thermometer (IPRT) into Temperature Bath.

The temperature scale used was based on ITS-90.

Condition of this result of calibration

1. Reference standard instrument:-

Instrument	Serial No.	Cert. No.	Traceable	Due Date
1) Digital Thermometer	3240076	24I317	TPA	21 Mar 2025

2. This certificate is valid only to the item calibrated on date and place of calibration.
3. This certification is traceable to the International System of Unit.

Remark : TPA : Technology Promotion Association (Thailand - Japan)

Result of Calibration :- (*) Without Adjustment

Function : Temperature measurement.

This instrument was connected with temperature sensor, S/N.: 3293237

Calibration Point (°C)	Immersion Depth (mm)	Standard Temperature (°C)	UUC* Reading (°C)	Error (°C)	Uncertainty (± °C)	Coverage Factor *k*
25.0	100	25.003	25.1	0.097	0.16	2.00
30.0	100	30.004	30.2	0.196	0.16	2.00
40.0	100	40.001	40.2	0.199	0.16	2.00
50.0	100	50.003	50.2	0.197	0.16	2.00

UUC* : Unit Under Calibration

The reported uncertainty of measurement was based on a standard uncertainty multiplied by a coverage factor ***k***, providing a level of confidence of approximately 95 %.

-o0o-

Sartorius (Thailand) Co., Ltd.
129 Rama 9 Road, Huaykwang, Huaykwang, Bangkok 10310
Tel: +66 2643 8361-6 , e-mail: service.thailand@sartorius.com

NSC-TISI-TIS 17025
CALIBRATION 0426

Certificate of Calibration

REVIEW BY Thanitall.
APPROVED BY
NEXT CAL. DATE 22/02/2025

Model Number : MSE224S-100-DU
Description : Analytical Balance
Serial Number : 0026207038
ID No. : RYG_EN0002
Manufacturer : Sartorius

Certificate No. : 24BCI0069
Issued Date : Friday, February 23, 2024
Reference No. : 229196
Page No. : 1 0f 2

Customer Name : ALS Laboratory Group (Thailand) Co.,Ltd. (Rayong Branch)
616/10 Moo 5 T.Maenam Khu, A.Pluak Daeng, Rayong 21140, Thailand.

Calibrated Place : ALS Laboratory Group (Thailand) Co., Ltd.(Balance Room)
616/10 Moo 5 T.Maenam Khu, A.Pluakdaeng, Rayong.21140, Thailand.

Calibrated By : Mr.Chonchai Inthana
Calibration Date : Thursday, February 22, 2024

Calibration Procedure No. : This calibration was conducted by
Using in-house calibration procedure number (WI-003)
Based on UKAS LAB 14 : 2019

Metrological data :

Capacity : 220 g Readability : 0.0001 g

Ambients Conditions:

Temperature : 24.2 °C ± 5.0 °C
Humidity : 57.0 % RH ± 10.0 % RH
Pressure ± _

Reasons for calibration

☐ New Installation ☐ Service / Repaired ☑ Re-calibration/ Maintenance

Equipment Condition: ☑ Good Operate ☐ Fair

Measurement Method UKAS Publication Ref :Lab 14

The measurement uncertainty stated is the expended uncertainty which is obtained from the standard uncertainty multiplied by the coverage factor (k=2) to provide a level of confidence of approximately 95%. It is determined in accordance with the Guide to Expression of Uncertainty in Measurement (GUM). The calibration certificate documents the traceability to National Standards, which realise the unit of measurement according to the International Standard System of Units (SI). Report of Tolerance came form list of Sartorius Metrological Specifications.

Traceability:

Model Number	Description	Traceability	Cetificate No.	Due Date
YCS011-522-00	Sartorius weight set 1mg - 5000g E2,YCS011-522-00	TCS	M2308197S	23-Aug-2025
MHB-382SD	Humidity/Barometer/Temp Lutron MHB-382SD	DKSH	C19231845	23-Aug-2024

This certificate relate and apply this equipment only.
This certificate may not be reproduced other than in full except with the prior written approval of the Verification Operation Division Sartorius (Thailand) Co., Ltd.

Mr.chonchai Intrhana(Technical Manager)

STAMP

Sartorius (Thailand) Co., Ltd.
129 Rama 9 Road, Huaykwang, Huaykwang, Bangkok 10310
Tel: +66 2643 8361-6 Fax: +66 2643-8367, e-mail: service.thailand@sartorius.com

SARTORIUS

Certificate of Calibration

Model Number :	MSE224S-100-DU	Certificate No. :	24BCI0069
Description :	Analytical Balance	Issued Date :	Friday, February 23, 2024
Serial Number :	0026207038	Reference No. :	229196
ID No. :	RYG_EN0002		
Manufacturer :	Sartorius	Page No. :	2 of 2

Calibration Results : Without Adjustment

Repeatability

The reproducibility is the ability of a weighing instrument to display nearly identical readouts under constant test conditions when the same load within a measurement series is placed repeatedly on the weighing pan in the same manner. The standard deviation is used to express reproducibility quantitatively.

Nominal Value : (Low Load) 20 g
Tolerance *0.0001* g

Nominal Value : (High Load) 200 g
Tolerance *0.0001* g

20.0000	199.9999
20.0000	200.0000
20.0001	200.0000
20.0000	199.9999
20.0001	200.0000
19.9999	200.0000
20.0000	200.0000
20.0000	199.9999
19.9999	200.0001
19.9999	200.0000
Standard Deviation 0.00007	0.00006

Eccentricity (Off-center loading error)

The off-center loading error is yielded by the difference between the readout of the load, i.e. 1/3 or 1/4 of maximim capacity, placed in the middle of the weighing pan and between each of four additional measurement points (positions defined according to OIML R76).

Nominal value : 100 g
Tolerance *0.0004* g

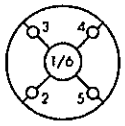

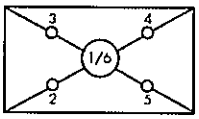

	Difference
1	–
2	-0.0001
3	-0.0001
4	0.0000
5	-0.0001
6	-

Linearity

The linearity, also called linearity error. Describes the deviation of the characteristic curve of a weighing instrument from the linear slope.

Tolerance *0.0002* g

Nominal Value (g)	Conventional Mass Value (g)	Displayed Value (g)	Deviation (g)	Uncertainty (g)
0.01	0.0100	0.0100	0.0000	0.00018
0.05	0.0500	0.0500	0.0000	0.00018
0.1	0.1000	0.1000	0.0000	0.00018
0.5	0.5000	0.5000	0.0000	0.00018
1	1.0000	1.0000	0.0000	0.00018
5	5.0000	5.0000	0.0000	0.00018
10	10.0000	10.0000	0.0000	0.00018
20	20.0000	20.0000	0.0000	0.00024
50	50.0000	49.9999	-0.0001	0.00019
100	100.0000	100.0000	0.0000	0.00023
200	200.0000	199.9999	-0.0001	0.00032

End of Report.

TECHNOLOGY PROMOTION ASSOCIATION (THAILAND-JAPAN)
CORPORATE SERVICES 3: EQUIPMENT CALIBRATION AND TESTING SERVICES
534/4 PATTANAKARN ROAD SOI 18, SUANLUANG, SUANLUANG BANGKOK 10250
TEL.0-2717-3000-29 FAX.0-2719-9484

NSC-TISI-TIS17025
CALIBRATION 0008

Certificate of Calibration

Cert.No.: 24CG3711
Page.: 1 of 2

REVIEW BY ……Thanita K.……
APPROVED BY……D. Khumon……
NEXT CAL DATE……24/09/25……

Equipment :	Burette
Capacity :	50 mL
Serial No. :	-
ID. No. :	RYG_EN0216
Manufacturer :	Witeg
Made in :	Germany
Submitted by :	ALS Laboratory Group (Thailand) Co.,Ltd. Rayong Branch 616/10 Moo 5, T.Maenam Khu, A.Pluakdaeng Rayong 21140, Thailand
Ambient Temperature :	(20 ± 2.5) °C
Relative Humidity :	(50 ± 10) %
Barometric Pressure :	756 mmHg
Calibration Procedure :	ASTM E 542 - 01
Calibrated by :	Sa-ngeunkam Wongsa
Approved by :	Approved Signatory

(✓) Srisuda Khamtha
( ) Ponpan Paipim
( ) Unnopphol Harachai

Issue Date : 24 September 2024

The Uncertainties are for a confidence probability of approximately 95%

This certificate may not be reproduced other than in full, except with the prior written Approval of the head of Corporate Services 3 : Equipment Calibration and Testing Services.

Equipment : Burette
Received Date : 19 September 2024
Condition As-Received : Used Item
Calibration Date : 24 September 2024
Reference : 2409-0756DSC-3

Cert.No.: 24CG3711

Condition of this result of calibration

1. Reference Standard Instruments :

Instruments	Model	Serial No.	ID. No.	Certificate No.	Traceability	Due date
1) Balance	XP205	B134206712	140RC007	24MM316	TPA	15 July 2025
2) Data Logger	HL-20D	20683159	140EC012	23H2174	TPA	10 Oct 2024
3) Thermometer	-	1594592	140EC010	24I175	TPA	20 Feb 2025

This certification is traceable to SI Unit

2. The certificate is valid only to the item calibrated on date and place of calibration.
3. True value is converted to true volume at the standard temperature of 20 $^{\circ}$C

Calibration result :

Nominal capacity (mL)	Reading (mL)	Uncertainty (± mL)	*k* Factor
10	10.0259	0.0082	2.00
20	20.0214	0.0085	2.00
30	30.0006	0.0089	2.00
40	40.0003	0.0094	2.00
50	49.9988	0.011	2.00

Remark mL = cm^3

The reported uncertainty of measurement was based on a standard uncertainty multiplied by a coverage factor *k* , providing a level of confidence of approximately 95 %.

-o0o-

DKSH

Certificate of Calibration

Represent to Certificate of Calibration No. C29240007

Equipment:	Block Digestion Unit	Certificate No.:	C29240011
Model:	KT-20s	Issued Date:	22 March 2024
Serial No. (or ID.):	5720210009/5770200073	Job No.:	WO-00020429
Manufacturer:	Gerhardt	Page:	1 of 4
Condition:	In Condition	Digestion Block:	20 holes.

Customer: ALS Laboratory Group (Thailand) Co.,Ltd. (Rayong Branch)
616/10 Moo 5 T.Maenam Khu, A.Pluakdaeng, Rayong 21140, Thailand.

Environment Condition:	Temperature:	25 °C	±	0.7 °C
	Humidity:	54 %RH	±	4.1 %RH
	Voltage:	225 VAC	±	1.7 VAC

REVIEW BY N.Bannit
APPROVED BY [signature]
NEXT CAL. DATE 11/~~03~~ 09/25 TKU
13/6/24 ปรับตามที่ Cal

Calibration Place: ALS Laboratory Group (Thailand) Co.,Ltd. (Rayong Branch)
(Wet Chemistry Lab)
616/10 Moo 5 T.Maenam Khu, A.Pluakdaeng, Rayong 21140, Thailand.

Calibration By: Mr. Thanathorn Phunook

Calibration Date: *11 March 2024*

The Method used: In house method, base on by comparison with standard

Traceability: This certificate is traceable to the SI Units maintained by National Institute of Metrology (NIMT), Thailand through N.M. Technical Center Laboratory (NTL) Certificate No.: TC22/0080

(Mr. Thanathorn Phunook)
Person in charge

(Mr. Udon Srichana)
Authorized signatory

This certificate is issued the units of measurement according to the International System of Units (SI). It provides traceability of measurement to international or national standard or other recognized national standard laboratories.

The measurement uncertainty stated is the expanded uncertainty which is obtained from the standard uncertainty multiplied by the coverage factor (k=2) to provide a level of confidence of approximately 95%. It is determined in accordance with the Guide to Expression of Uncertainty in Measurement (GUM).

These results may be affected by deviations from specified conditions. The results relate only to the items tested, calibrated or sampled. The report shall not be reproduced except in full without approval of DKSH Technology Limited.

บริษัท ดีเคเอสเอช เทคโนโลยี จำกัด
DKSH Technology Limited
2533 ถนนสุขุมวิท แขวงบางจาก เขตพระโขนง กรุงเทพมหานคร 10260
2533 Sukhumvit Road, Bangchak, Phrakhanong, Bangkok 10260
Phone: +66 2639 7000 Email: info.calibration@dksh.com Website: www.dksh.com/scientific-thailand

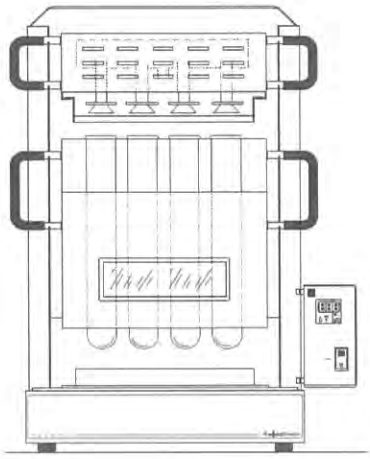

Fig. 1.: Front view

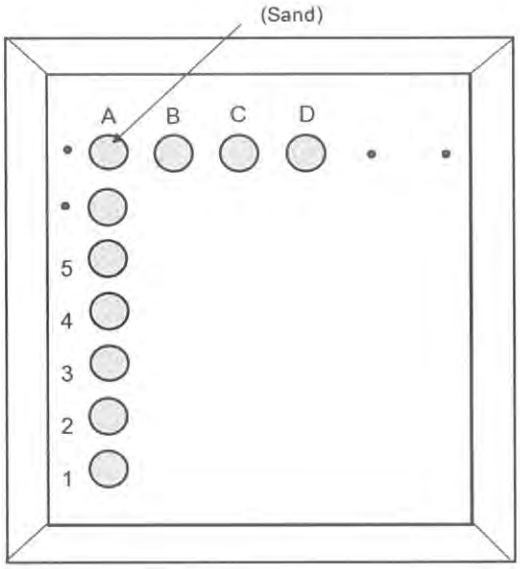

Location of standard

Fig. 2.: Digestion block

Definitions

Indicating Temperature: The average reading of indicating device which forms the integral part of the Digestion block.

Measured Temperature: The average reading of working standard at any positions or location.

Calibration Results:

Pre Calibrtion

Locations	Desired (°C)	Setting (°C)	Indicating (°C)	Measured Temperature (°C)	Correction of UUC. (°C)	Uncertainty (± °C)
A1	380	380	380	401.5	21.5	1.5
A2				401.2	21.2	1.5
A3				399.1	19.1	1.5
A4				397.8	17.8	1.5
A5				395.1	15.1	1.5
B1				396.6	16.6	1.5
B2				396.1	16.1	1.5
B3				392.9	12.9	1.5
B4				391.6	11.6	1.5
B5				390.7	10.7	1.5
C1				395.3	15.3	1.5
C2				395.6	15.6	1.5
C3				392.8	12.8	1.5
C4				391.7	11.7	1.5
C5				390.3	10.3	1.5
D1				397.6	17.6	1.5
D2				396.6	16.6	1.5
D3				395.0	15.0	1.5
D4				394.2	14.2	1.5
D5				393.6	13.6	1.5

บริษัท ดีเคเอสเอช เทคโนโลยี จำกัด
DKSH Technology Limited
2533 ถนนสุขุมวิท แขวงบางจาก เขตพระโขนง กรุงเทพมหานคร 10260
2533 Sukhumvit Road, Bangchak, Phrakhanong, Bangkok 10260
Phone: +66 2639 7000 Email: info.calibration@dksh.com Website: www.dksh.com/scientific-thailand

Calibration Results:

Without adjustment

Locations	Desired (°C)	Setting (°C)	Indicating (°C)	Measured Temperature (°C)	Correction of UUC. (°C)	Uncertainty (± °C)
A1	380	365	365	382.5	17.5	1.5
A2				382.4	17.4	1.5
A3				382.1	17.1	1.5
A4				379.7	14.7	1.5
A5				378.3	13.3	1.5
B1				380.1	15.1	1.5
B2				380.1	15.1	1.5
B3				378.5	13.5	1.5
B4				378.3	13.3	1.5
B5				379.1	14.1	1.5
C1				380.1	15.1	1.5
C2				380.1	15.1	1.5
C3				378.9	13.9	1.5
C4				378.2	13.2	1.5
C5				377.3	12.3	1.5
D1				380.5	15.5	1.5
D2				380.6	15.6	1.5
D3				378.1	13.1	1.5
D4				378.7	13.7	1.5
D5				377.7	12.7	1.5

The End of Certificate

บริษัท ดีเคเอสเอช เทคโนโลยี จำกัด
DKSH Technology Limited
2533 ถนนสุขุมวิท แขวงบางจาก เขตพระโขนง กรุงเทพมหานคร 10260
2533 Sukhumvit Road, Bangchak, Phrakhanong, Bangkok 10260
Phone: +66 2639 7000 Email: info.calibration@dksh.com Website: www.dksh.com/scientific-thailand

ใบตรวจสอบสภาพเครื่องควบคุมอุณหภูมิ

เลขที่ใบงาน: WO-00020429

ชนิดเครื่องมือ: Block Digestion Unit รุ่น: KT-20s

หมายเลขเครื่อง: 5720210009/5770200073

ตรวจสอบ (รับ)		รายการตรวจเช็ค	ตรวจสอบ (ส่ง)		หมายเหตุ
11 Mar 2024			11 Mar 2024		
ปกติ	ไม่ปกติ		ปกติ	ไม่ปกติ	
		General			
☑	☐	1. สายไฟ	☑	☐	
☑	☐	2. การทำงาน Main Switch	☑	☐	
☑	☐	3. การทำงาน Selector Key	☑	☐	
☑	☐	4. การแสดงผล Display	☑	☐	
☑	☐	5. สภาพ Hole	☑	☐	
☐	☐	6. สภาพฝาปิด	☐	☐	ไม่มี
☑	☐	7. สภาพตัวเครื่อง	☑	☐	
☑	☐	8. สภาวะแวดล้อม ณ สถานที่ตั้งเครื่อง	☑	☐	

ข้อแนะนำ :

Mr. Thanathorn Phunook

Service Engineer

บริษัท ดีเคเอสเอช เทคโนโลยี จำกัด
DKSH Technology Limited
2533 ถนนสุขุมวิท แขวงบางจาก เขตพระโขนง กรุงเทพมหานคร 10260
2533 Sukhumvit Road, Bangchak, Phrakhanong, Bangkok 10260
Phone: +66 2639 7000 Email: info.calibration@dksh.com Website: www.dksh.com/scientific-thailand

Delivering Growth – in Asia and Beyond.

Bara Scientific Co., Ltd.
968 U Chu Liang Building Floor7 Rama4 Road
Silom Bangrak Bangkok Thailand 10500
Tel : 02-6324300 Fax : 02-6375496-7
www.barascientific.com

NSC-TISI-TIS 17025
CALIBRATION 0209

Certificate of Calibration

Certificate No.	BSCC-UV-374/24
Equipment	UV/Vis Spectrophotometer
Model	UV-1800
Manufacturer	Shimadzu
Serial No.	A11454908533 CD
ID No.	BKK_EN0018
Date of receipt	13 September 2024
Date of calibration	13 September 2024
Date of issue	13 SEP 2024

REVIEW BY Sinda K
APPROVED BY Siriluk P
NEXT CAL DATE 13/09/2025

Customer name	ALS Laboratory Group (Thailand) Co., Ltd.
Address	104 Soi Phattanakan 40, Phattanakan Road, Phattanakan, Suan Luang, Bangkok 10250
Temperature	(25.3 - 26.7) °C (On site)
Humidity	(50.4 - 55.9) %RH (On site)
Equipment condition	Good Operation
Calibration Location	Organic Preparation Lab
Calibration Procedure	In-house method WI-UV-702-01 based on ASTM E275-01
Traceability	Wavelength Accuracy is traceable to certificate No. 106372 and 106371 Photometric Accuracy is traceable to certificate No. 106364 and 111398 Stray Light is traceable to certificate No. 106377 The above certificate are traceble to SI unit through Starna Scientific Ltd. (UKAS accredited calibration laboratory NO. 0659)
Calibrated by	Mr.Wanchana Janloey

Approved by

Mr.Sonthi Temboonsakdi
Service Manager

The above results are valid exclusively for the calibrated item(s) as mention in this report / certificate.
Advertising the report / Certificate and publicity of the resuits are prohibited and also shall not be reproduced except in full, without written approval of the Bara Scientific Co., Ltd.

Bara Scientific
Solution of Success

Bara Scientific Co., Ltd.
968 U Chu Liang Building Floor7 Rama4 Road
Silom Bangrak Bangkok Thailand 10500
Tel : 02-6324300 Fax : 02-6375496-7
www.barascientific.com

ilac-MRA

NSC-TISI-TIS 17025
CALIBRATION 0269

Certificate of Calibration

Certificate No. **BSCC-UV-374/24** Number of Page(s) 2 of 3

Calibration Results:

1.Wavelength Accuracy

Certified Wavelength (nm)	UUC (nm)	Error (nm)	Uncertainty (±nm)
241.70	241.55	-0.15	0.18
334.02	333.85	-0.17	0.18
418.53	418.57	0.04	0.18
572.99	572.97	-0.02	0.18
879.41	879.17	-0.24	0.18

2.Photometric Accuracy (UV)

Wavelength (nm)	Certified Absorbance (A)	UUC (A)	Error (A)	Uncertainty (±A)
235	0.0000	0.0000	0.0000	0.0075
	0.7171	0.7169	-0.0002	0.0075
257	0.0000	0.0000	0.0000	0.0075
	0.8354	0.8345	-0.0009	0.0075
313	0.0000	0.0000	0.0000	0.0075
	0.2786	0.2781	-0.0005	0.0075
350	0.0000	0.0000	0.0000	0.0075
	0.6199	0.6194	-0.0005	0.0075

*CNR = Customer not request

The above results are valid exclusively for the calibrated item(s) as mention in this report / certificate.
Advertising the report / Certificate and publicity of the resuits are prohibited and also shall not be reproduced except in full, without written approval of the Bara Scientific Co., Ltd.

Bara Scientific Co., Ltd.
968 U Chu Liang Building Floor7 Rama4 Road
Silom Bangrak Bangkok Thailand 10500
Tel : 02-6324300 Fax : 02-6375496-7
www.barascientific.com

NSC-TISI-TIS 17025
CALIBRATION 0209

Certificate of Calibration

Certificate No. **BSCC-UV-374/24** Number of Page(s) 3 of 3

Calibration Results:

3.Photometric Accuracy (Visible)

Wavelength (nm)	Certified Absorbance (A)	UUC (A)	Error (A)	Uncertainty (±A)
420.0	0.0000	0.0000	0.0000	0.0042
	0.5761	0.5765	0.0004	0.0042
	0.7119	0.7105	-0.0014	0.0042
	1.0189	1.0174	-0.0015	0.0042
440.0	0.0000	0.0000	0.0000	0.0042
	0.5610	0.5613	0.0003	0.0042
	0.7001	0.6984	-0.0017	0.0042
	1.0026	1.0011	-0.0015	0.0042
465.0	0.0000	0.0000	0.0000	0.0042
	0.5235	0.5232	-0.0003	0.0042
	0.6614	0.6598	-0.0016	0.0042
	0.9456	0.9444	-0.0012	0.0042
546.1	0.0000	0.0000	0.0000	0.0042
	0.5249	0.5245	-0.0004	0.0042
	0.6975	0.6956	-0.0019	0.0042
	1.0009	0.9994	-0.0015	0.0042
590.0	0.0000	0.0000	0.0000	0.0042
	0.5590	0.5586	-0.0004	0.0042
	0.7725	0.7708	-0.0017	0.0042
	1.1125	1.1114	-0.0011	0.0042
635.0	0.0000	0.0000	0.0000	0.0042
	0.5666	0.5666	0.0000	0.0042
	0.7620	0.7604	-0.0016	0.0042
	1.0982	1.0971	-0.0011	0.0042

*CNR = Customer not request

4.Stray Light*

Standard	Unit Under Calibration(UUC)		
cut-off wavelenght (nm)	Wavelength (nm)	Transmission (%T)	Absorbance (A)
200.85±0.11nm	199.58	0.9520	2.0217

The Stray light transmission reference is less than 1.0%T and Stray light absorbance reference is greater than 2.00A
***Stray Light not NSC-ONSC Accredited.**

The measurement uncertainty is base on a standard uncertainty multiplied by a coverage factor k=2 providing a level of confidence of approximately 95%.

*****End of Certificate*****

The above results are valid exclusively for the calibrated item(s) as mention in this report / certificate.
Advertising the report / Certificate and publicity of the resuits are prohibited and also shall not be reproduced except in full, without written approval of the Bara Scientific Co., Ltd.

Sartorius (Thailand) Co., Ltd.
129 Rama 9 Road, Huaykwang, Huaykwang, Bangkok 10310
Tel: +66 2643 8361-6 , e-mail: service.thailand@sartorius.com

NSC-TISI-TIS 17025
CALIBRATION 0426

REVIEW BY ..... linda K .....
APPROVED BY ..... Siriluk P .....
NEXT CAL DATE..... 02/08/25 .....

Certificate of Calibration

Model Number :	MSE224S-100-DU	Certificate No. :	24BCI0270
Description :	Analytical Balance	Issued Date :	Monday, August 05, 2024
Serial Number :	0027405555	Reference No. :	240942
ID No. :	BKK_EN0003		
Manufacturer :	Sartorius	Page No. :	1 Of 2

Customer Name : ALS Laboratory Group (Thailand)Co., Ltd.
104 Phatthanakan 40,Phatthanakan Rd., Khwaeng Suan Luang, Khet Suan Luang, Bangkok 10250.

Calibrated Place : Lab Room

Calibrated By : Mr.Chonchai Inthana
Calibration Date : Friday, August 02, 2024

Calibration Procedure No. : This calibration was conducted by
Using in-house calibration procedure number (WI-003)
Based on UKAS LAB 14 : 2019

Metrological data :

Capacity : 220 g Readability : 0.0001 g

Ambients Conditions:

Temperature :	23.0 °C	±	5.0 °C
Humidity :	55.0 % RH	±	10.0 % RH
Pressure	_	±	_

Reasons for calibration

☐ New Installation ☐ Service / Repaired ☒ Re-calibration/ Maintenance

Equipment Condition: ☒ Good Operate ☐ Fair

Measurement Method UKAS Publication Ref :Lab 14

The measurement uncertainty stated is the expended uncertainty which is obtained from the standard uncertainty multiplied by the coverage factor (k=2) to provide a level of confidence of approximately 95%. It is determined in accordance with the Guide to Expression of Uncertainty in Measurement (GUM). The calibration certificate documents the traceability to National Standards, which realise the unit of measurement according to the International Standard System of Units (SI). Report of Tolerance came form list of Sartorius Metrological Specifications.

Traceability:

Model Number	Description	Traceability	Cetificate No.	Due Date
YCS011-522-00	Sartorius weight set 1mg - 5000g E2,YCS011-522-00	TCS	M23081975	23-Aug-2025
Testo 174 H	Thermo-Hygrometer , Testo 174H	ENTECH	H/T 661303,H661140	12-Nov-2024

This certificate relate and apply this equipment only.

This certificate may not be reproduced other than in full except with the prior written approval of the Verification Operation Division Sartorius (Thailand) Co., Ltd.

Mr.chonchai Intrhana(Technical Manager)

STAMP

Sartorius (Thailand) Co., Ltd.
129 Rama 9 Road, Huaykwang, Huaykwang, Bangkok 10310
Tel: +66 2643 8361-6 Fax: +66 2643-8367, e-mail: service.thailand@sartorius.com

SARTORIUS

Certificate of Calibration

Model Number :	MSE224S-100-DU	Certificate No. :	24BCI0270
Description :	Analytical Balance	Issued Date :	Monday, August 05, 2024
Serial Number :	0027405555	Reference No. :	240942
ID No. :	BKK_EN0003		
Manufacturer :	Sartorius	Page No. :	2 of 2

Calibration Results : Without Adjustment

Repeatability

The reproducibility is the ability of a weighing instrument to display nearly identical readouts under constant test conditions when the same load within a measurement series is placed repeatedly on the weighing pan in the same manner. The standard deviation is used to express reproducibility quantitatively.

Nominal Value : (Low Load)	20.0000	200.0000
20 g	20.0000	199.9999
Tolerance	20.0001	200.0000
0.0001 g	20.0000	200.0000
	20.0000	200.0000
Nominal Value : (High Load)	20.0000	200.0000
200 g	20.0001	200.0001
Tolerance	20.0000	200.0000
0.0001 g	20.0000	199.9999
	20.0000	200.0000
Standard Deviation	0.00004	0.00006

Eccentricity (Off-center loading error)

The off-center loading error is yielded by the difference between the readout of the load, i.e. 1/3 or 1/4 of maximim capacity, placed in the middle of the weighing pan and between each of four additional measurement points (positions defined according to OIML R76).

Nominal value : 100 g
Tolerance *0.0004* g

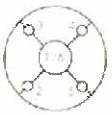



	Difference
1	-
2	0.0000
3	0.0000
4	0.0000
5	0.0001
6	-

Linearity

The linearity, also called linearity error. Describes the deviation of the characteristic curve of a weighing instrument from the linear slope.

Tolerance *0.0002* g

Nominal Value (g)	Conventional Mass Value (g)	Displayed Value (g)	Deviation (g)	Uncertainty (g)
0.01	0.0100	0.0100	0.0000	0.00015
0.1	0.1000	0.1000	0.0000	0.00015
1	1.0000	1.0000	0.0000	0.00015
2	2.0000	2.0000	0.0000	0.00015
5	5.0000	5.0000	0.0000	0.00015
10	10.0000	10.0000	0.0000	0.00015
20	20.0000	20.0000	0.0000	0.00015
50	50.0000	50.0001	0.0001	0.00016
100	100.0000	100.0001	0.0001	0.00019
200	200.0000	200.0000	0.0000	0.00029

End of Report.

Metrological Center

SCI ECO Services Company Limited

33/2 Moo 3, T.Banpa, A.Kaengkhoi, Saraburi 18110, Thailand.
Saraburi Tel : +66 3627 3096 Fax : +66 3627 3100
Bangkok Tel : +668 9205 6851 , +669 8247 2360
Website : www.scieco.co.th E-Mail : calibrate@scg.com

NSC-TISI-TIS 17025
CALIBRATION 0244

Certificate of Calibration

Equipment	:	**Liquid Bath (Water)**
Manufacturer	:	**MEMMERT**
Model	:	**WNB29**
Serial No.	:	**L611.0135**
Customer Code	:	**BKK_EN0148**
ID No.	:	**T6455A4**
Customer	:	**ALS Laboratory Group (Thailand) Co.,Ltd.**
		104 Phatthanakan 40, Phatthanakan Rd., Khwaeng Phatthanakan,
		Khet Suan Luang, Bangkok 10250
Customer Location	:	**ORGANIC PREPARATION LAB**
Date of Receipt	:	**27 June 2023**
Calibrated By	:	**Sujjar Naknakred (Site Calibration Manager)**
Approved By	:	**/ Boonchai Suriyawong (Site Calibration Manager)**
Date of Issue	:	11 JUL 2023

REVIEW BY Sirilux P.
APPROVED BY
NEXT CAL. DATE 04/01/25

The uncertainties are for a confidence probability of approximately 95%.

This Certificate is issued in accordance with the conditions of accreditation granted by the Thai Laboratory Accreditation Scheme which has assessed the measurement capability of the laboratory and its traceability to recognized national standards and to the units of measurement realized at the corresponding national standard laboratory. This certificate may not be reproduced other than in full except with the prior written approval of the Metrological Center.

SCG

Metrological Center

SCI ECO Services Company Limited

33/2 Moo 3, T.Banpa, A.Kaengkhoi, Saraburi 18110, Thailand.

NSC-TISI-TIS 17025
CALIBRATION 0244

Calibration Report

Equipment : **Liquid Bath (Water)**
Date of Calibration : **4 July 2023**
Environment : **Temperature : 22.2-22.5 °C**
Line Voltage : 221.6-224.8 V
Relative Humidity : 55 - 65 %RH

Condition of this results of calibration :

1. This equipment was calibrated by insert five resistance thermometer detectors into its water bath , the other one thermocouple type T use for ambient temperature measurement . The calibration was done in according to WI-T36 (based on ASTM E715-80 (Reapproved 2001)).
   All data show below were final values and the initial data from customer request . The temperature scale used was based on ITS - 90 .
2. Reference Standard Instrument :

Instrument	Model	Instrument No.	Certificate No.	Due Date
RTD	100 OHM	M18 (CH1,CH6-CH7,CH9-CH10)	T230545	10 April 2024
DATA LOGGER	34970A	T149	T230545	10 April 2024

3. This certificate is traceable to :
   National Institute of Metrology (Thailand) through Metrological Center (NSC-TISI-TIS 17025 CALIBRATION 0244.)
4. Condition of calibrated item : good
   Equipment Description :
   Time Constant 3 Hour 45 Minute At 60 °C
5. Adjustment :
   (X) without adjustment ( ) after adjustment

Approved By._____

Metrological Center
SCI ECO Services Company Limited
33/2 Moo 3, T.Banpa, A.Kaengkhoi, Saraburi 18110, Thailand.

NSC-TISI-TIS 17025
CALIBRATION 0244

Certificate No. T231303

Calibration Report

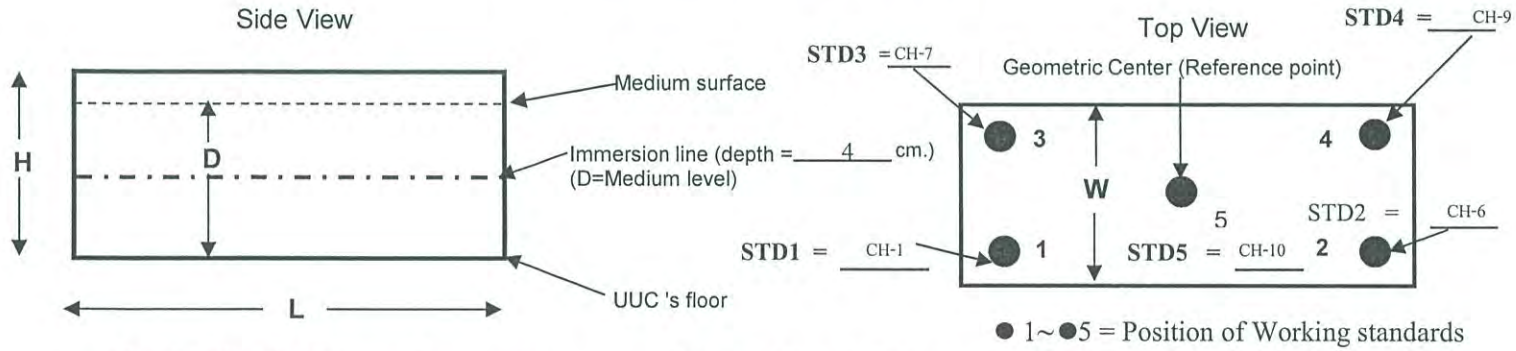

● 1~●5 = Position of Working standards

- D = Medium level : 8 cm. Working space dimension : 40 × 60 × 16 (WxLxH)
- UUC 's medium : Water
- Working standards are located at 2.5 cm. away from each coner and walls.

Measurement Results:

	Average Standard Reading at each position (°C)				
Calibration Point	**CH-1**	**CH-6**	**CH-7**	**CH-9**	**CH-10**
60	60.03	60.06	60.24	60.11	60.18
85	84.79	84.83	85.42	85.05	85.20
95	93.71	93.83	94.62	94.15	94.42

Liquid Bath (Water)			Temperature Distribution				
Setting (°C)	Reading (°C)		Average	Stability	Uniformity	Uncertainty	Coverage
	Min , Max	Average	(°C)	(±°C)	(±°C)	(±°C)	Factor *k*
61.0	60.9 , 61.1	61.0	60.12	0.13	0.19	0.29	2.04
86.0	85.8 , 86.2	86.0	85.06	0.19	0.47	0.44	2.17
95.0	94.6 , 95	94.9	94.15	0.32	0.65	0.55	2.13

*** The quoted uncertainty exclude "uniformity"**

The calibration result apply only the above calibrated item.

The result of test was found accurate as shown on date and place of test only.

The reported expanded uncertainty is based on a standard uncertainty multiplied by a coverage factor *k* which for a t-distribution, providing a level of confidence of approximately 95 % .

Approved By.

Agilent Technologies

Agilent Technologies (Thailand) Limited
U CHU LIANG BLDG. 22/F UNIT A,D
968 RAMA 4 ROAD, SILOM, BANGRAK
Bangkok 10500 Thailand

Tel. +662 637 6363
Fax: +662 632 4334
Email: ccc-smt@agilent.com
Website: www.agilent.com/chem

Customer Contact:
ALS Laboratory Group (Thailand) Co Ltd
Head Office
104 Phatthanakan 40 Phatthanakan Rd
Khwaeng Phatthanakan Khet Suan

TAX ID : 0105540004859

Chanattagarn.lmchom@alsglobal.com
27603068

Invoice To:
ALS Laboratory Group (Thailand) Co Ltd
Head Office
104 Phatthanakan 40 Phatthanakan Rd
Khwaeng Phatthanakan Khet Suan

SERVICE REPORT

Customer Purchase Order Number:	**Customer Number:** 70371013
Service Request:	**Service Request Date:**
Service Order: 6006041263	**Service Confirmation:** 6905338201

REVIEW BY Supakwan N.
APPROVED BY Sawitn N.
NEXT CAL. DATE 13/06/2025

Delivery Site:
ALS Laboratory Group (Thailand) Co Ltd
Head Office
104 Phatthanakan 40 Phatthanakan Rd
Khwaeng Phatthanakan Khet Suan

Location:
Room
Bldg
Lab
Dept

Direct Inquiries to:
Contact Name: Customer Contact Center
Contact E-mail: ccc-smt@agilent.com
Contact Telephone: +662 637 6363
Contact Fax: +662 632 4334

products | applications | software | services

Learn more about Agilent's Special Offers, Products, Services and our full range of laboratory productivity solutions optimized for your applications and workflows. Visit us at www.agilent.com/chem

Service Confirmation Number: 6905338201

Service Confirmation Date: 12.12.2023

Service Instrument:

Model Number	Model Description	Serial Number	System Handle	Parent Asset
SYS-IM-7700-E	ICPMS 7700 System Enhanced		ICP MS 7700 (HPLC)	
G1316A	1260 Thermostatted Column Compartment	DEACN12300	ICP MS 7700 (HPLC)	SYS-IM-7700-E
G1329B	1260 Standard Autosampler	DEAAC11098	ICP MS 7700 (HPLC)	SYS-IM-7700-E
G1311B	1260 Quaternary Pump	DEAB704380	ICP MS 7700 (HPLC)	SYS-IM-7700-E
G3281A	Agilent 7700x ICP-MS	JP12091612	ICP MS 7700 (HPLC)	SYS-IM-7700-E

Service Items:

Item	Service/Part #	Description	Qty	Entitlement	Service Start	Service End
1000	EOQ	Enterprise Operational Qualification	1.00	Agreement Entitlement - 100 % covered	12.12.2023	12.12.2023
1010	5185-5850	ICP-MS Checkout Solutions	1.00	Agreement Entitlement - 100 % covered		

Additional Information:

Service Confirmation Number: 6905338201

Service Confirmation Date: 12.12.2023

Service Information:

Problem Description: WU-OQ-IM/HPLC-7700-5001143313		
Service Provided: Perform OQ Hardware control test CSD logon, Autosample , ISIS , Auto tune , BG and Stability. After done the instrument BKK_EL0026 calibrated pass all.		
Service Overview Code: Reason Code: Scheduled Service Diagnosis Code: Scheduled Service Resolution Code: Scheduled Service		
Reported Hours: 6.0	**Travel Hours:** 1.0	
Customer Field Service Representative Name: **Panthep Kurasathain**	**Customer Field Service Representative Signature:**	**Date:** **12 Dec 2023**
Customer Name: **Supakwan Mak**	**Customer Signature:** Supakwan M.	**Date:** **12 Dec 2023**
Additional Comments:		

Metrological Center

SCI ECO Services Company Limited

33/2 Moo 3, T.Banpa, A.Kaengkhoi, Saraburi 18110

Telephone : +66 2 586 5792-4 Fax : +66 2 586 5109

Website : www.scieco.co.th E-Mail : calibrate@scg.co.th

Certificate of Calibration

Equipment	:	**HEATING BLOCK**
Manufacturer	:	**Environmental Express**
Model	:	**SC 196**
Serial No.	:	**6974CECW3285**
Customer Code	:	**BKK_EL0054**
ID No.	:	**T5306A3**
Customer	:	**ALS Laboratory Group (Thailand) Co.,Ltd.**
		104 Phatthanakan 40, Phatthanakan Rd., Khwaeng Phatthanakan,
		Khet Suan Luang, Bangkok 10250
Customer Location	:	**Acid Digestion Lab**
Date of Receipt	:	**13 September 2023**
Calibrated By	:	**Sanee Musikawan (Site Calibration Manager)**
Approved By	:	_____ **/ Sujjar Naknakred (Site Calibration Manager)**
Date of Issue	:	26 SEP 2023

REVIEW BY Tattaporn C.
APPROVED BY Sawitree N.
NEXT CAL. DATE 22/03/25

The uncertainties are for a confidence probability of approximately 95%.

This Certificate is issued in accordance with the conditions of accreditation granted by the Thai Laboratory Accreditation Scheme which has assessed the measurement capability of the laboratory and its traceability to recognized national standards and to the units of measurement realized at the corresponding national standard laboratory. This certificate may not be reproduced other than in full except with the prior written approval of the Metrological Center.

Metrological Center

SCI ECO Services Company Limited

33/2 Moo 3, T.Banpa, A.Kaengkhoi, Saraburi 18110

Telephone : +66 2 586 5792-4 Fax : +66 2 586 5109

Website : www.scieco.co.th E-Mail : calibrate@scg.co.th

Calibration Report

Equipment : **HEATING BLOCK**
Date of Calibration : **22 September 2023**
Environment : **Temperature : 21.8-23.1 °C**
Line Voltage : 221.6-226.3 V
Relative Humidity : 55 - 65 %RH

Condition of this results of calibration :

1. This equipment was calibrated by insert 20 standard thermocouples type T into its chamber , the other one standard thermocouples type T use for ambient temperature measurement . The calibration was done in according to WI-T20.
   All data show below were final values and the initial data from customer request . The temperature scale used was based on ITS - 90 .
2. Reference Standard Instrument :

Instrument	Model	Instrument No.	Certificate No.	Due Date
TC	TYPE T	TN21-TN30	T230014	17 January 2024
TC	TYPE T	TN31-TN40	T230014	17 January 2024
DATA LOGGER	34970A	T151	T230014	17 January 2024

3. This certificate is traceable to :
   National Institute of Metrology (Thailand) through Metrological Center (NSC-TISI-TIS 17025 CALIBRATION 0244.)
4. Condition of calibrated item : good
   Equipment Description :
   Time Constant 2 Hour 20 Minute At 95 °C
   Fresh Air Damper ☐ Open ☐ Min ☐ Medium ☐ Max
   ☐ Close
   ☒ Not Available
5. Adjustment :
   ( ) without adjustment (X) after adjustment

Approved By._____

Metrological Center

SCI ECO Services Company Limited

33/2 Moo 3, T.Banpa, A.Kaengkhoi, Saraburi 18110

Telephone : +66 2 586 5792-4 Fax : +66 2 586 5109

Website : www.scieco.co.th E-Mail : calibrate@scg.co.th

Calibration Report



FRONT CONTROL

Approved By. _____

Metrological Center

SCI ECO Services Company Limited

33/2 Moo 3, T.Banpa, A.Kaengkhoi, Saraburi 18110

Telephone : +66 2 586 5792-4 Fax : +66 2 586 5109

Website : www.scieco.co.th E-Mail : calibrate@scg.co.th

Calibration Report

Measurement Results

Calibration Point		Average Standard Reading at each position (°C)					
R1 Hole1-Hole6		**TN21**	**TN22**	**TN23**	**TN24**	**TN25**	**TN26**
CAL POINT	Max	95.01	94.41	95.20	95.41	94.51	95.17
95	Min	94.57	93.95	94.75	94.92	94.00	94.72
	Average	94.79	94.18	94.98	95.17	94.26	94.95
R2 Hole7-Hole12		**TN27**	**TN28**	**TN29**	**TN30**	**TN31**	**TN32**
	Max	95.36	95.43	95.19	95.16	95.35	94.97
	Min	94.94	94.95	94.72	94.71	94.90	94.57
	Average	95.15	95.19	94.96	94.94	95.13	94.77
R3 Hole13-Hole18		**TN33**	**TN34**	**TN35**	**TN36**	**TN37**	**TN38**
	Max	95.37	95.50	95.22	95.21	95.33	95.31
	Min	94.99	95.09	94.78	94.82	94.88	94.96
	Average	95.18	95.30	95.00	95.02	95.11	95.13
R4 Hole19-Hole24		**TN39**	**TN40**	**TN21**	**TN22**	**TN23**	**TN24**
	Max	95.59	94.42	94.52	94.24	94.63	94.67
	Min	95.21	94.06	94.13	93.88	94.28	94.27
	Average	95.40	94.24	94.33	94.06	94.45	94.47
R5 Hole25-Hole30		**TN25**	**TN26**	**TN27**	**TN28**	**TN29**	**TN30**
	Max	95.19	95.38	92.93	95.30	95.14	95.03
	Min	94.83	95.03	92.56	94.95	94.79	94.70
	Average	95.01	95.20	92.75	95.12	94.96	94.87
R6 Hole31-Hole36		**TN31**	**TN32**	**TN33**	**TN34**	**TN35**	**TN36**
	Max	94.63	94.90	94.77	94.31	94.24	93.87
	Min	94.24	94.55	94.44	93.98	93.92	93.56
	Average	94.43	94.72	94.60	94.14	94.08	93.71
R7 Hole37-Hole42		**TN37**	**TN38**	**TN39**	**TN40**	**TN21**	**TN22**
	Max	94.30	94.44	94.04	93.81	94.89	95.35
	Min	93.95	94.05	93.67	93.48	94.39	94.90
	Average	94.13	94.24	93.86	93.65	94.64	95.12
R8 Hole43-Hole48		**TN23**	**TN24**	**TN25**	**TN26**	**TN27**	**TN28**
	Max	95.99	95.63	95.28	95.29	95.45	94.87
	Min	95.57	95.15	94.82	94.84	94.99	94.48
	Average	95.78	95.39	95.05	95.07	95.22	94.68

Approved By. _____

Metrological Center

SCI ECO Services Company Limited

33/2 Moo 3, T.Banpa, A.Kaengkhoi, Saraburi 18110

Telephone : +66 2 586 5792-4 Fax : +66 2 586 5109

Website : www.scieco.co.th E-Mail : calibrate@scg.co.th

Calibration Report

Measurement Results

Calibration Point		Average Standard Reading at each position (°C)					
R1 Hole1-Hole6		**TN21**	**TN22**	**TN23**	**TN24**	**TN25**	**TN26**
CAL POINT	Max	105.23	104.32	105.43	105.25	104.44	105.27
105	Min	104.94	103.95	105.15	105.04	104.11	104.96
	Average	105.09	104.13	105.29	105.15	104.28	105.12
R2 Hole7-Hole12		**TN27**	**TN28**	**TN29**	**TN30**	**TN31**	**TN32**
	Max	105.30	105.12	105.18	105.22	105.12	105.16
	Min	105.11	104.92	104.96	105.00	104.92	104.97
	Average	105.20	105.02	105.07	105.11	105.02	105.06
R3 Hole13-Hole18		**TN33**	**TN34**	**TN35**	**TN36**	**TN37**	**TN38**
	Max	105.37	105.63	105.02	104.80	104.69	105.19
	Min	105.17	105.37	104.75	104.59	104.50	105.00
	Average	105.27	105.50	104.88	104.69	104.60	105.09
R4 Hole19-Hole24		**TN39**	**TN40**	**TN21**	**TN22**	**TN23**	**TN24**
	Max	105.31	104.43	106.41	104.71	105.63	105.82
	Min	105.08	104.22	106.15	104.41	105.37	105.56
	Average	105.19	104.33	106.28	104.56	105.50	105.69
R5 Hole25-Hole30		**TN25**	**TN26**	**TN27**	**TN28**	**TN29**	**TN30**
	Max	104.95	106.26	103.34	105.78	105.59	105.87
	Min	104.67	105.96	103.08	105.56	105.36	105.68
	Average	104.81	106.11	103.21	105.67	105.48	105.77
R6 Hole31-Hole36		**TN31**	**TN32**	**TN33**	**TN34**	**TN35**	**TN36**
	Max	104.75	104.86	104.80	105.20	104.50	104.39
	Min	104.54	104.63	104.59	105.00	104.32	104.18
	Average	104.65	104.75	104.69	105.10	104.41	104.28
R7 Hole37-Hole42		**TN37**	**TN38**	**TN39**	**TN40**	**TN21**	**TN22**
	Max	104.30	104.90	104.85	104.65	104.88	104.85
	Min	104.09	104.72	104.66	104.49	104.63	104.52
	Average	104.19	104.81	104.75	104.57	104.76	104.68
R8 Hole43-Hole48		**TN23**	**TN24**	**TN25**	**TN26**	**TN27**	**TN28**
	Max	105.71	105.85	105.39	105.61	105.42	105.19
	Min	105.45	105.61	105.14	105.27	105.18	104.94
	Average	105.58	105.73	105.27	105.44	105.30	105.07

Approved By. _____

Metrological Center

SCI ECO Services Company Limited

33/2 Moo 3, T.Banpa, A.Kaengkhoi, Saraburi 18110

Telephone : +66 2 586 5792-4 Fax : +66 2 586 5109

Website : www.scieco.co.th E-Mail : calibrate@scg.co.th

Calibration Report

Measurement Results:

HEATING BLOCK			Temperature Distribution	
Setting (°C)	Reading (°C)		Stability (±°C)	Uncertainty (±°C)
	Min , Max	Average		
100.0	100.3 , 100.5	100.4	0.26	0.81
107.0	107.0 , 107.1	107.1	0.19	0.78

* The quoted uncertainty exclude " uniformity "

The calibration result apply only the above calibrated item.

The result of test was found accurate as shown on date and place of test only.

The reported expanded uncertainty is based on a standard uncertainty multiplied by a coverage factor *k* which for a t-distribution, providing a level of confidence of approximately 95 % .

Approved By. _____

Metrology

SCI ECO Services Company Limited

33/2 Moo 3, T.Banpa, A.Kaengkhoi, Saraburi 18110, Thailand.

Saraburi Tel : +66 3627 3096 Fax : +66 3627 3100

Bangkok Tel : +668 9205 6851 , +669 8247 2360

Website : www.scieco.co.th E-Mail : calibrate@scg.com

NSC-TISI-TIS 17025
CALIBRATION 0244

Certificate of Calibration

Equipment	:	Chamber (Cooling Room)
Manufacturer	:	KOLDTECH
Model	:	KM 320
Serial No.	:	TBN-1012061/05
Customer Code	:	BKK_EN0167
ID No.	:	T2463A3
Customer	:	ALS Laboratory Group (Thailand) Co.,Ltd. 104 Phatthanakan 40, Phatthanakan Rd., Khwaeng Phatthanakan, Khet Suan Luang, Bangkok 10250
Customer Location	:	Laboratory
Date of Receipt	:	29 November 2023
Calibrated By	:	Atiphong Rongrat (Technician)
Approved By	:	_____ / Boonchai Suriyawong (Site Calibration Manager)
Date of Issue	:	09 JAN 2024

REVIEW BY .....
APPROVED BY Siriluk P.
NEXT CAL. DATE 06/06/25

The uncertainties are for a confidence probability of approximately 95%.

This Certificate is issued in accordance with the conditions of accreditation granted by the Thai Laboratory Accreditation Scheme which has assessed the measurement capability of the laboratory and its traceability to recognized national standards and to the units of measurement realized at the corresponding national standard laboratory. This certificate may not be reproduced other than in full except with the prior written approval of the Metrology.

Certificate No. T232160

Calibration Report

Equipment	:	**Chamber (Cooling Room)**
Date of Calibration	:	**6 December 2023**
Environment	:	**Temperature : 23.4-24.9 °C**
		Line Voltage : 221.4-230.2 V
		Relative Humidity : 55 - 65 %RH

Condition of this results of calibration :

1. Thisequipment was calibrated by insert 16 standard thermocouples type T into its chamber , the other one standard thermocouples type T use for ambient temperature measurement . The calibration was done in according to WI-T20 (based on ASTM E145-94 (Reapproved 2001) and AS2853-1986).
   All data show below were final values and the initial data from customer request . The temperature scale used was based on ITS - 90 .
2. Reference Standard Instrument :

Instrument	Model	Instrument No.	Certificate No.	Due Date
TC	TYPE T	TN161-TN170	T230773	10 April 2024
TC	TYPE T	TN171-TN180	T230773	10 April 2024
DATA LOGGER	34970A	T149	T230773	10 April 2024

3. This certificate is traceable to :
   National Institute of Metrology (Thailand) through Metrological Center (NSC-TISI-TIS 17025 CALIBRATION 0244.)
4. Condition of calibrated item : good
   Equipment Description :
   Time Constant 1 Hour 30 Minute At 3 °C
   Fresh Air Damper ☐ Open ☐ Min ☐ Medium ☐ Max
   ☐ Close
   ☒ Not Available
5. Adjustment :
   (X) without adjustment ( ) after adjustment

Approved By. _____

Certificate No. T232160

Calibration Report

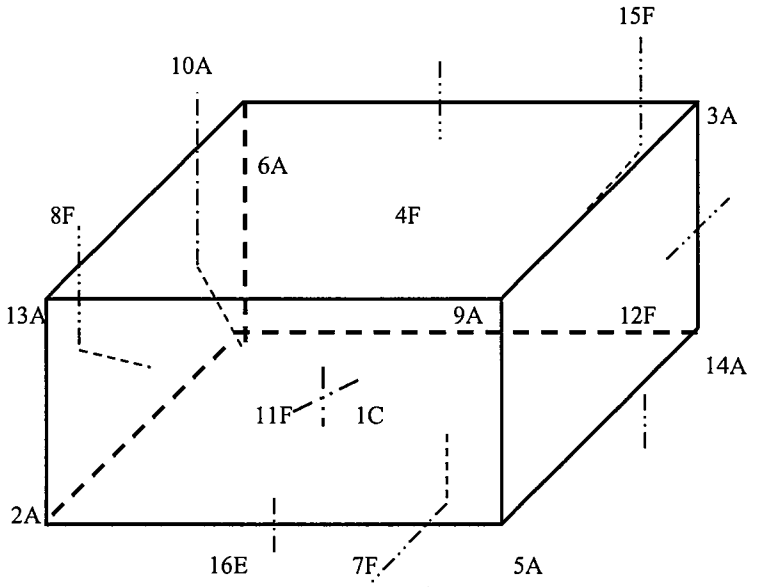

C = Centre , F = Centre of Face , A = Corner , E = Centre of Edge

1C	=	TN161
2A	=	TN162
3A	=	TN163
4F	=	TN164
5A	=	TN165
6A	=	TN166
7F	=	TN167
8F	=	TN168
9A	=	TN169
10A	=	TN170
11F	=	TN171

12F	=	TN172
13A	=	TN173
14A	=	TN174
15F	=	TN175
16E	=	TN176

Approved By. _____

SCG

Metrology

SCI ECO Services Company Limited

33/2 Moo 3, T.Banpa, A.Kaengkhoi, Saraburi 18110, Thailand.

NSC-TISI-TIS 17025
CALIBRATION 0244

Certificate No. T232160

Calibration Report

Measurement Results

	Average Standard Reading at each position (°C)											
Calibration Point	**TN161**	**TN162**	**TN163**	**TN164**	**TN165**	**TN166**	**TN167**	**TN168**	**TN169**	**TN170**	**TN171**	**TN172**
3.0	2.83	3.34	2.95	3.46	3.45	3.76	3.25	3.46	3.39	3.50	3.58	3.42
	TN173	**TN174**	**TN175**	**TN176**								
	3.33	3.39	3.15	3.43								

Chamber (Cooling Room)			**Temperature Distribution**				
Setting (°C)	**Reading (°C)**		**Average (°C)**	**Stability (±°C)**	**Uniformity (°C)**	**Uncertainty (±°C)**	**Coverage Factor *k***
	Min , Max	**Average**					
3.0	2.8 , 4.1	**3.5**	3.36	1.10	2.00	1.90	2.09

The calibration result apply only the above calibrated item.

The result of test was found accurate as shown on date and place of test only.

The reported expanded uncertainty is based on a standard uncertainty multiplied by a coverage factor *k* which for a t-distribution, providing a level of confidence of approximately 95 % .

Approved By. _____

REVIEW BY Chanatt Y.
APPROVED BY Sawitri N.
NEXT CAL. DATE 6/12/24

Scientist Instrument

Performance Verification Certificate
for Mercury Analyzer

PRODUCT ID	***Quicktrace M-8000 , Teledyne Leeman Labs***
Equipment ID	**BKK_EL0128 Mercury Analyzer** **S/N: US22133002** **BKK_EL0129 Autosampler** **S/N : 052222A560**
Customer Name	ALS Laboratory Group (Thailand) Co., Ltd.
Address	104 Soi Pattana 40, Pattana Rd. Suan Luang, Suan Luang Bangkok 10250 Thailand

Date of Qualified **December 6, 2023**
Next Due date **December 6, 2024**

This certifies for products which was performed in acceptable criteria specifications

Autosampler & Sample Introduction	**PASSED**
Analyzer	**PASSED**
Gas Liquid Separator & Dryer	**PASSED**
CVAFS Detector	**PASSED**
Electronics/Mechanical	**PASSED**
Data station/PC	**PASSED**
Analytical test	**PASSED**

Provided by

Scientist Instrument Co.,Ltd.
113 Soi Ekachai 44, Ekachai Road
Khlong Bang Phran, Bangbon
Bangkok 10150 Thailand

Certified by .....
Thunraphol Sakdayos

Service Engineer

Scientist Instrument

REVIEW BY Orawan T.
APPROVED BY Sawit N.
NEXT CAL. DATE 06/12/25

Performance Verification Certificate
for Mercury Analyzer

PRODUCT ID	***Quicktrace M-8000 , Teledyne Leeman Labs***
Equipment ID	**BKK_EL0128 Mercury Analyzer** **S/N: US22133002** **BKK_EL0129 Autosampler** **S/N: 052222A560**
Customer Name	ALS Laboratory Group (Thailand) Co., Ltd.
Address	104 Soi Pattana 40, Pattana Rd. Suan Luang, Suan Luang Bangkok 10250 Thailand

Date of Qualified **December 6, 2024**
Next Due date **December 6, 2025**

This certifies for products which was performed in acceptable criteria specifications

Autosampler & Sample Introduction	**PASSED**
Analyzer	**PASSED**
Gas Liquid Separator & Dryer	**PASSED**
CVAFS Detector	**PASSED**
Electronics/Mechanical	**PASSED**
Data station/PC	**PASSED**
Analytical test	**PASSED**

Provided by

Scientist Instrument Co.,Ltd.
113 Soi Ekachai 44, Ekachai Road
Khlong Bang Phran, Bangbon
Bangkok 10150 Thailand

Certified by .....
Thunraphol Sakdayos

Service Engineer

TECHNOLOGY PROMOTION ASSOCIATION (THAILAND-JAPAN)
CORPORATE SERVICES 3: EQUIPMENT CALIBRATION AND TESTING SERVICES
534/4 PATTANAKARN ROAD SOI 18, SUANLUANG, SUANLUANG BANGKOK 10250
TEL. 0-2717-3000-29 FAX. 0-2719-9484

NSC-TISI-TIS17025
CALIBRATION 0008

Cert. No.: 23TM1408
Page : 1 of 4

Certificate of Calibration

Equipment :	Autoclave
Manufacturer :	TOMY
Model :	SX-700
Serial No. :	48134190
ID No. :	BKK_ML0041

REVIEW BY Sithichdc
APPROVED BY
NEXT CAL. DATE 04/04/25 ~~03/10/24~~
16/10/23

Submitted by :	ALS Laboratory Group (Thailand) Co.,Ltd. 104 Phatthanakan 40, Phatthanakan Rd., Khwaeng Phatthanakan, Khet Suan Luang, Bangkok 10250 Thailand
Location :	Media Preparation Room
Received Order :	03 October 2023
Calibration Date :	04 October 2023
Ambient Temperature :	(26 ± 10) °C
Relative Humidity :	(50 ± 30) %

Calibrated by : Khit Ruttanaprapachai

Approved by :

Approved Signatory

( ) Pornthippa Tameyakul
(✓) Ponpan Paipim
( ) Suwit Imjai

Issue Date : 11 October 2023

The Uncertainties are for a confidence probability of approximately 95%

This certificate may not be reproduced other than in full, except with the prior written
Approval of the head of Corporate Services 3 : Equipment Calibration and Testing Services.

A 0059272

Equipment : Autoclave
Condition As-Received : Used Item
Reference : 2310-0006OC-6

Cert. No.: 23TM1408

Procedure Used :-

Calibration were conducted using in-house calibration procedure CP-OT03 according to direct measurement method with Data Acquisition which connected with Thermocouple Type T

The temperature scale used was based on ITS-90.

Condition of this result of calibration

1. Reference standard instrument:-

Instrument	Serial No.	Cert. No.	Traceable	Due Date
1) Data Acquisition	MY57013823	23LM66	TPA	25 Mar 2024

2. This certificate is valid only to the item calibrated on date and place of calibration.
3. This certification is traceable to the International System of Unit.
4. This result of calibration covers laboratory autoclaves for the sterilization of goods and material which could be infected with organisms categorized as Hazard Group 1, 2 and 3**

(** = Categorization of pathogens according to hazard and categories of containment, second edition, 1990)

It does not cover autoclaves for use with material infect with organisms in Hazard Group 4, for which complete containment and sterilization of infected condensate is considered to be essential.

This result of calibration does not apply to sterilizers or disinfectors used for medical, dental, pharmaceutical or veterinary purposes which are directry concerned with patient care, or those used for fabrics subjected to sterilization which are required to be dry at the end of cycle.

Remark : TPA : Technology Promotion Association (Thailand - Japan)

Result of Calibration :- (*) Without Adjustment

Function of UUC* : Temperature Source

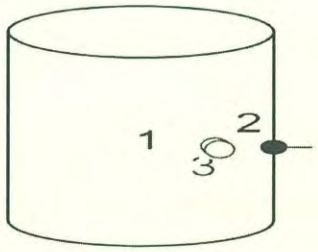

	Environmental		
	(°C)	(%R.H.)	(Volt)
Beginning of Calibration	26	64	221
Finished of Calibration	27	67	222

Position	Description	Ref. Std. ID No.:
1 =	Center of chamber	19-17TC-08
2 =	Temperature sensor	19-17TC-09
3 =	Exhaust port	19-17TC-10

Equipment : Autoclave

Condition As-Received : Used Item

Reference : 2310-0006OC-6

Result of Calibration :- (*) Without Adjustment

Function of UUC* : Temperature Source

Cert. No.: 23TM1408

Operating parameter Set : Temperature = 108 °C

Sterilization period = 10 minute

UUC* Setting (°C)	UUC* Reading (°C)	Position	Average* Standard Reading (°C)	Stability (± °C)	Pressure Reading (MPa)	Uncertainty (± °C)	Coverage Factor *k*
108	108	1	108.352	0.12	0.04	0.90	2
		2	108.263				
		3	108.140				

Operating parameter Set : Temperature = 115 °C

Sterilization period = 20 minute

UUC* Setting (°C)	UUC* Reading (°C)	Position	Average* Standard Reading (°C)	Stability (± °C)	Pressure Reading (MPa)	Uncertainty (± °C)	Coverage Factor *k*
115	115	1	115.376	0.13	0.08	0.90	2
		2	115.297				
		3	115.157				

Operating parameter Set : Temperature = 118 °C

Sterilization period = 10 minute

UUC* Setting (°C)	UUC* Reading (°C)	Position	Average* Standard Reading (°C)	Stability (± °C)	Pressure Reading (MPa)	Uncertainty (± °C)	Coverage Factor *k*
118	118	1	118.083	0.11	0.09	0.90	2
		2	118.037				
		3	117.954				

Average* : The average of 30 values in each position.

Stability : One-half of the greatest maximum difference of measured temperature at any one probe.

UUC* : Unit Under Calibration

Note : The reported uncertainty of measurement was included stability and excluded uniformity .

Equipment : Autoclave

Condition As-Received : Used Item

Reference : 2310-0006OC-6

Result of Calibration :- (*) Without Adjustment

Function of UUC* : Temperature Source

Cert. No.: 23TM1408

Operating parameter Set : Temperature = 121 °C

Sterilization period = 30 minute

UUC* Setting (°C)	UUC* Reading (°C)	Position	Average* Standard Reading (°C)	Stability (± °C)	Pressure Reading (MPa)	Uncertainty (± °C)	Coverage Factor *k*
121	121	1	121.186	0.17	0.11	0.91	2
		2	121.082				
		3	120.980				

Average* : The average of 30 values in each position.

Stability : One-half of the greatest maximum difference of measured temperature at any one probe.

UUC* : Unit Under Calibration

Note : The reported uncertainty of measurement was excluded stability.

The reported uncertainty of measurement was based on a standard uncertainty multiplied by a coverage factor ***k***, providing a level of confidence of approximately 95 %.

-o0o-

TECHNOLOGY PROMOTION ASSOCIATION (THAILAND-JAPAN)
CORPORATE SERVICES 3: EQUIPMENT CALIBRATION AND TESTING SERVICES
534/4 PATTANAKARN ROAD SOI 18, SUANLUANG, SUANLUANG BANGKOK 10250
TEL. 0-2717-3000-29 FAX. 0-2719-9484

NSC-TISI-TIS17025
CALIBRATION 0008

Cert. No.: 23TM1146
Page : 1 of 3

Certificate of Calibration

Equipment :	Incubator
Manufacturer :	SHEL-LAB
Model :	1915A
Serial No. :	0200599
ID No. :	BKK_ML0010
Submitted by :	ALS Laboratory Group (Thailand) Co.,Ltd. 104 Phatthanakan 40, Phatthakan Rd., Khwawng Phatthanakan, Khet Suan Luang, Bangkok 10250 Thailand
Location :	Incubation & Micrological Reading
Received Order :	17 July 2023
Calibration Date :	17 July 2023
Ambient Temperature :	(26 ± 10) °C
Relative Humidity :	(50 ± 30) %
Calibrated by :	Man Pattanapongpaiboon

REVIEW BY sithichok
APPROVED BY
NEXT CAL. DATE 17/01/25

Approved by :

Approved Signatory

( ) Pornthippa Tameyakul
(/) Malee Butkruea
( ) Suwit Imjai

Issue Date : 24 July 2023

The Uncertainties are for a confidence probability of approximately 95%

This certificate may not be reproduced other than in full, except with the prior written
Approval of the head of Corporate Services 3 : Equipment Calibration and Testing Services.

A 0056489

Equipment : Incubator
Condition As-Received : Used Item
Reference : 2307-0285OC-1

Cert. No.: 23TM1146

Procedure Used :-

Calibration were conducted using calibration procedure CP-OT02 according to direct measurement method with Data Acquisition which connected with Resistance Temperature Detector (RTD).

The temperature scale used was based on ITS-90.

Condition of this result of calibration

1. Reference standard instrument:-

Instrument	Serial No.	Cert. No.	Traceable	Due Date
1) Data Acquisition	MY49001451	23LM27	TPA	25 Feb 2024

2. This certificate is valid only to the item calibrated on date and place of calibration.
3. This certification is traceable to the International System of Unit.

Remark : TPA : Technology Promotion Association (Thailand - Japan)

Result of Calibration :- (*) Without Adjustment
Function of UUC* : Temperature Source
Fresh air setting : Close

Environment during calibration		
	Beginning	Finished
Temp. (°C)	24	24
REL.Humid. (%)	54	56
AC Supply (Volt)	221	223

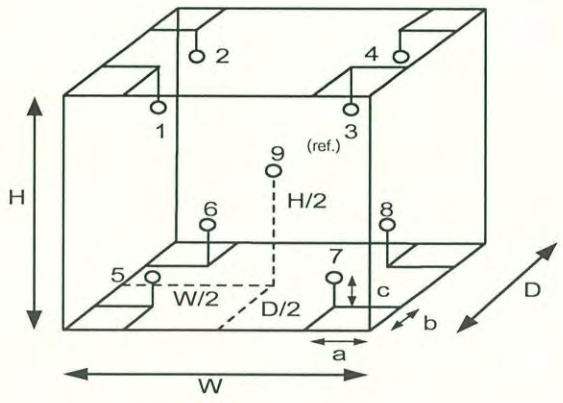

Position :	Ref. Std. ID No.:
1	19RTD-2/1
2	19RTD-2/2
3	19RTD-2/3
4	19RTD-2/4
5	19RTD-2/5
6	19RTD-2/6
7	19RTD-2/7
8	19RTD-2/8
9 (ref.)	19RTD-2/9

Probe Installation Details :

a =	10	cm
b =	10	cm
c =	10	cm

Dimension of Chamber :

D =	0.50	m
W =	0.75	m
H =	1.2	m
Capacity =	0.45	m^3

Malu .

Equipment : Incubator
Condition As-Received : Used Item
Reference : 2307-0285OC-1
Result of Calibration :- (*) Without Adjustment
Function of UUC* : Temperature Source
Fresh air setting : Close

Cert. No.: 23TM1146

Calibration Point (°C)	UUC* Setting (°C)	UUC* Reading (°C)	Temperature stability (± °C)	Temperature uniformity (°C)	Overall Variation (°C)	Coverage Factor *k*
35.0	35.0	35.0	0.055	0.30	0.44	2

Calibration Point (°C)	Measured Temperature (°C) Position									Uncertainty (±°C)
	1	2	3	4	5	6	7	8	9 (ref.)	
35.0	34.888	34.933	34.815	34.813	35.064	35.019	35.156	35.141	35.087	0.30

Average* : The average of 30 values in each position.
Temperature stability : One-half of the greatest maximum difference of measured temperature at any one sensor.
Temperature uniformity : The maximum difference of measured temperatures at any sensors and the measured temperature at the reference location which are observed at the same time or at as close an observation time as possible to determine the temperature pattern or homogeneity within the chamber under steady-state conditions.
Overall Variation : The Difference of the maximum and minimum measured temperatures throughout observation.
UUC* : Unit Under Calibration
Note : The reported uncertainty of measurement was included stability and excluded uniformity .

The reported uncertainty of measurement was based on a standard uncertainty multiplied by a coverage factor ***k***, providing a level of confidence of approximately 95 %.

-o0o-

Malee.

TECHNOLOGY PROMOTION ASSOCIATION (THAILAND-JAPAN)
CORPORATE SERVICES 3: EQUIPMENT CALIBRATION AND TESTING SERVICES
534/4 PATTANAKARN ROAD SOI 18, SUANLUANG, SUANLUANG BANGKOK 10250
TEL.0-2717-3000-29 FAX.0-2719-9484

NSC-TISI-TIS17025
CALIBRATION 0008

Certificate of Calibration

Cert. No.: 24TM667
Page : 1 of 3

Equipment :	Hot Air Oven
Manufacturer :	Binder
Model :	ED 240/E2
Serial No. :	00-15533
ID No. :	BKK_ML0013

REVIEW BY ..... Sithichok T.
APPROVED BY.....
NEXT CAL DATE..... 23/10/25

Submitted by : ALS Laboratory Group (Thailand) Co.,Ltd.
104 Phatthanakan 40, Phatthanakan Rd.,
Khwaeng Phatthanakan, Khet Suan Luang,
Bangkok 10250 Thailand

Location : Media Preparation Room

Received Order : 23 April 2024
Calibration Date : 23 April 2024
Ambient Temperature : (26 ± 10) °C
Relative Humidity : (50 ± 30) %

Calibrated by : Tawatchai Pama

Approved by :

Approved Signatory

( ) Ponpan Paipim
(✓) Suwit Imjai
( ) Kunchit Promprat

Issue Date : 26 April 2024

The Uncertainties are for a confidence probability of approximately 95%

This certificate may not be reproduced other than in full, except with the prior written
Approval of the head of Corporate Services 3 : Equipment Calibration and Testing Services.

Equipment : Hot Air Oven **Cert. No.:** 24TM667

Condition As-Received : Used Item

Reference : 2404-0439OC-8

Procedure Used :-

Calibration were conducted using calibration procedure CP-OT02 based on TLAS G-20 according to direct measurement method with Data Acquisition which connected with Thermocouple Type T.

The temperature scale used was based on ITS-90.

Condition of this result of calibration

1. Reference standard instrument:-

Instrument	Serial No.	Cert. No.	Traceable	Due Date
1) Data Acquisition	MY49001451	24LM44	TPA	17 Mar 2025

2. This certificate is valid only to the item calibrated on date and place of calibration.
3. This certification is traceable to the International System of Unit.

Remark : TPA : Technology Promotion Association (Thailand - Japan)

Result of Calibration :- (*) Without Adjustment

Function of UUC* : Temperature Source

Fresh air setting : Close

Environment during calibration		
	Beginning	**Finished**
Temp. (°C)	24	23
REL.Humid. (%)	65	65
AC Supply (Volt)	223	222

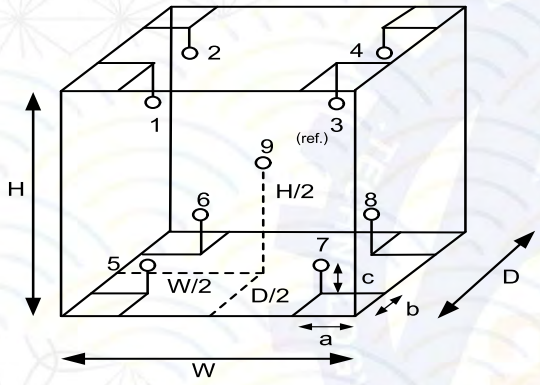

Position :	Ref. Std. ID No.:
1	24-19TC-01
2	24-19TC-02
3	24-19TC-03
4	24-19TC-04
5	24-19TC-05
6	24-19TC-06
7	24-19TC-07
8	24-19TC-08
9 (ref.)	24-19TC-09

Probe Installation Details :

a =	10	cm
b =	10	cm
c =	10	cm

Dimension of Chamber :

D =	0.50	m
W =	0.80	m
H =	0.60	m
Capacity =	0.24	m^3

Equipment : Hot Air Oven **Cert. No.:** 24TM667

Condition As-Received : Used Item **Page :** 3 of 3

Reference : 2404-0439OC-8

Result of Calibration :- (*) Without Adjustment

Function of UUC* : Temperature Source

Fresh air setting : Close

Calibration Point (°C)	UUC* Setting (°C)	UUC* Reading (°C)	Temperature stability (± °C)	Temperature uniformity (°C)	Overall Variation (°C)	Coverage Factor *k*
180	180	180	0.64	2.7	3.7	2

Calibration Point (°C)	Measured Temperature (°C) Position									Uncertainty (±°C)
	1	2	3	4	5	6	7	8	9 (ref.)	
180	181.009	181.511	180.922	181.359	181.217	183.659	181.664	181.986	181.474	1.5

Average* : The average of 30 values in each position.

Temperature stability : One-half of the greatest maximum difference of measured temperature at any one sensor.

Temperature uniformity : The maximum difference of measured temperatures at any sensors and the measured temperature at the reference location which are observed at the same time or at as close an observation time as possible to determine the temperature pattern or homogeneity within the chamber under steady-state conditions.

Overall Variation : The Difference of the maximum and minimum measured temperatures throughout observation.

UUC* : Unit Under Calibration

Note : The reported uncertainty of measurement was included stability and excluded uniformity .

The reported uncertainty of measurement was based on a standard uncertainty multiplied by a coverage factor ***k***, providing a level of confidence of approximately 95 %.

-o0o-

TECHNOLOGY PROMOTION ASSOCIATION (THAILAND-JAPAN)
CORPORATE SERVICES 3: EQUIPMENT CALIBRATION AND TESTING SERVICES
534/4 PATTANAKARN ROAD SOI 18, SUANLUANG, SUANLUANG BANGKOK 10250
TEL.0-2717-3000-29 FAX.0-2719-9484

NSC-TISI-TIS17025
CALIBRATION 0008

Certificate of Calibration

Cert. No.: 24TM469
Page : 1 of 3

Equipment :	Water Bath
Manufacturer :	Memmert
Model :	WNE 45
Serial No. :	L712.0429
ID No. :	BKK_ML0056

REVIEW BY ..... Sithichok T.

APPROVED BY.....

NEXT CAL DATE..... 01/03/25

Submitted by :	ALS Laboratory Group (Thailand) Co.,Ltd. 104 Phatthanakan 40, Phatthanakan Rd., Khwaeng Phatthanakan, Khet Suan Luang, Bangkok 10250 Thailand
Location :	Incubation $ Microbiological Reading
Received Order :	01 March 2024
Calibration Date :	01 March 2024
Ambient Temperature :	(26 ± 10) °C
Relative Humidity :	(50 ± 30) %

Calibrated by : Krisda Malee

Approved by :

Approved Signatory

( ) Pornthippa Tameyakul
( ) Unnopphol Harachai
(✓) Suwit Imjai

Issue Date : 4 March 2024

The Uncertainties are for a confidence probability of approximately 95%

This certificate may not be reproduced other than in full, except with the prior written Approval of the head of Corporate Services 3 : Equipment Calibration and Testing Services.

Equipment : Water Bath **Cert. No.:** 24TM469
Condition As-Received : Used Item **Page :** 2 of 3
Reference : 2403-0001OC-1
Procedure Used :-

Calibration were conducted using in-house calibration procedure CP-OT04 Based on ASTM E715 according to direct measurement method with Data Acquisition which connected with Industrial Platinum Resistance Thermometer (IPRT).

The temperature scale used was based on ITS-90.

Condition of this result of calibration

1. Reference standard instrument:-

Instrument	Serial No.	Cert. No.	Traceable	Due Date
1) Data Acquisition	MY57013711	23LM115	TPA	11 Jul 2024

2. This certificate is valid only to the item calibrated on date and place of calibration.
3. This certification is traceable to the International System of Unit.

Remark : TPA : Technology Promotion Association (Thailand - Japan)

Result of Calibration :- (*) Without Adjustment
Function of UUC* : Temperature Source
Heat transfer medium used : Water

	Environmental		AC Voltage Supply
	(°C)	(%R.H.)	(Volt)
Beginning of Calibration	24	55	221
Finished of Calibration	23	56	220

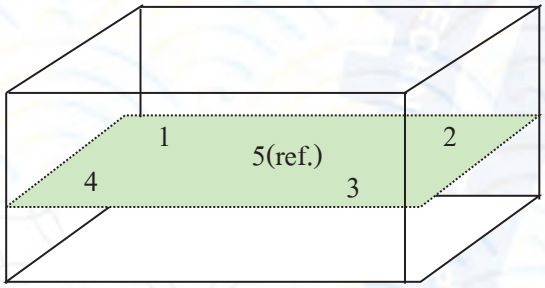

Front

Position :	Ref. Std. ID No.:
1	4803988-001
2	4803988-002
3	4803988-003
4	4803988-004
5(ref.)	4803988-005

Equipment : Water Bath
Condition As-Received : Used Item
Reference : 2403-0001OC-1
Result of Calibration :- (*) Without Adjustment
Function of UUC* : Temperature Source

Cert. No.: 24TM469

Calibration point (°C)	UUC* Setting (°C)	UUC* Reading (°C)	Average* Standard Reading (°C) Position					Uncertainty (± °C)
			1	2	3	4	5 (ref.)	
44.5	44.5	44.5	44.469	44.462	44.492	44.510	44.496	0.15
45.0	45.0	45.0	44.975	44.974	45.007	45.023	44.999	0.15

Calibration point (°C)	Uniformity (°C)	Stability (± °C)	Coverage Factor *k*
44.5	0.087	0.029	2
45.0	0.069	0.031	2

Average* : The average of 30 values in each position.
Uniformity : The maximum difference of measured temperatures at any sensors and the measured temperature at the reference location which are observed at the same time or at as close an observation time as possible to determine the temperature pattern or homogeneity within the chamber under steady-state conditions.
Stability : One-half of the greatest maximum difference of measured temperature at any one probe.
UUC* : Unit Under Calibration
Note : The reported uncertainty of measurement was included stability and excluded uniformity.

The reported uncertainty of measurement was based on a standard uncertainty multiplied by a coverage factor ***k***, providing a level of confidence of approximately 95 %.

-o0o-

Agilent CrossLab
From Insight to Outcome

Agilent CrossLab Start Up Services

Agilent 5100 5110 ICP-OES Preventive Maintenance

REVIEW BY Thitima B.
APPROVED BY Sawitri N.
NEXT CAL. DATE 28/02/2025

Agilent Preventive Maintenance provides factory recommended service for your analytical instruments to assure reliable operation and the accuracy of your results

Delivered by highly trained and certified service engineers using genuine Agilent parts and supplies, Agilent Preventive Maintenance provides what you need to reduce unplanned downtime and keep your systems operating at their peak performance.

This checklist is used as a guide for completing the preventive maintenance tasks. A signed copy of this checklist is provided for your records.

Revision: A.02, Issued: 21 January 2022
Document Number: G8014-90075
© Agilent Technologies, Inc. 2022

Agilent

Introduction

Customer Information

- Customers should provide all necessary operating supplies upon request of the engineer.
- A customer representative should be available to the engineer while performing the preventive maintenance procedures. Customers are responsible for regular maintenance and are encouraged to observe the service representative.
- Any parts not included in the Parts Lists section of this document are not part of the recommended Preventive Maintenance service nor are they included in the price of this service.
- If a system requires the use of extra or special procedures and/or parts for the maintenance service, then these must be ordered separately and charged as a repair, which may incur additional costs.
- For customers using HF applications, the instrument should be returned to its standard sample introduction system.

Revision: A.02, Issued: 21 January 2022
Document Number: G8014-90075
© Agilent Technologies, Inc. 2022

Important Customer Web Links

- To access **Agilent University**, visit http://www.agilent.com/crosslab/university/ to learn about training options, which include online, classroom and onsite delivery. A training specialist can work directly with you to help determine your best options.
- To access the **Agilent Resource Center** web page, visit https://www.agilent.com/en-us/agilentresources. The following information topics are available:
    - Sample Prep and Containment
    - Chemical Standards
    - Analysis
    - Service and Support
    - Application Workflows
- The **Agilent Community** is an excellent place to get answers, collaborate with others about applications and Agilent products, and find in-depth documents and videos relevant to Agilent technologies. Visit https://community.agilent.com/welcome
- Videos about specific preparation requirements for your instrument can be found by searching the **Agilent YouTube** channel at https://www.youtube.com/user/agilent
- **Need to place a service call?** Flexible Repair Options | Agilent

Revision: A.02, Issued: 21 January 2022
Document Number: G8014-90075
© Agilent Technologies, Inc. 2022

Service Engineer's Responsibilities

- Contact the customer and ensure that all necessary supplies are available before the preventive maintenance visit.
- Only select those pages that relate to the system or module being serviced.
- Complete empty fields with the relevant information.
- Complete the relevant checkboxes in the checklist using either a "**X**" or tick mark "✓".
- Check **"Service not applicable"** check boxes to indicate services/tasks not delivered, as appropriate.
- Complete the Preventive Maintenance services in the most logical order relevant to the individual system service in the order of the tasks listed.
- Complete the **Service Review** section together with the customer.
- Complete the fields for page numbers at the foot of each selected page
- Add relevant page numbers to selected pages and complete the total number of pages field in the Service Completion section
- **Ask the customer to sign the Service Verification section including the customer's and your signature.**

Revision: A.02, Issued: 21 January 2022
Document Number: G8014-90075
© Agilent Technologies, Inc. 2022

Agilent CrossLab
From Insight to Outcome

Instrument Maintenance

System Information

☑ Check this box if an instrument configuration report is attached instead of completing the table.

Instrument System Name and ID	G8010A / MY16010005
Instrument System Site and Location	ALS Laboratory Group (Thailand) Co., LTD.

List System Component Product Numbers	List the Serial Numbers of each Component
1. G8010A	MY16010005
2. G8410A	AU15440764
3. G3292-80201	2008-00159
4.	
5.	
6.	
7.	
8.	
9.	

ICP-OES Configuration Table	Circle the type or write in the type if other
Nebulizer Type	SeaSpray | OneNeb | Conikal | Other
Spray Chamber	Cyclonic Single Pass | Cyclonic Double Pass | Other
Torch	Radial | Dual View | Other
Torch Type	One Piece | Semi Demountable | Fully Demountable | Other
Injector Diameter	2.4mm | 1.8mm | 1.4mm | 0.8mm | Other
Injector Material	Quartz | Ceramic | Other

© Agilent Technologies, Inc. 2022

Agilent

Preparation

- ☑ Discuss any specific issues with the customer before starting.
- ☑ Review the instrument logbook for recorded problems and comments.
- ☑ Save instrument control settings before starting the procedure.
- ☑ Perform a general inspection of the system for cleanliness.
- ☑ Check for proper installation of parts, assemblies, sensors etc.
- ☑ Check system for required installation of components and implementation of Service Notes
- ☑ Check for required firmware/software updates and verify with customers if they would like them installed.
- ☑ For HF application systems, if standard sample introduction system was not installed, ask the customer to install it. N/A
- ☑ Ask the customer to remove any samples from the ICP-OES sample introduction area, auto sampler or around the ICP-OES.

© Agilent Technologies, Inc. 2022

Agilent CrossLab
From Insight to Outcome

Preventive Maintenance Procedures

Record Pre-PM instrument performance

- ☑ Run Instrument Performance test.
- ☑ Record results in Instrument Performance Test Results Table – Pre-PM.

Clean and inspect ICP-OES system

- ☑ Look for any obvious external damage or problems.
- ☑ Inspect water cooling hoses, gas lines and power cord for excessive wear or damage.
- ☑ Perform a general internal inspection of the system for excessive dust accumulation, clean if necessary.
- ☑ Inspect sample introduction components and record any required maintenance in the Service Engineer Comments and notify the customer as the required actions required.
- ☑ Record the instrument operating conditions in the ICP-OES Status Results Table.
- ☑ Replace the polychromator purge filter.
- ☑ Replace the radial pre-optics window
- ☑ Replace the axial pre-optics window for SVDV and VDV instruments.
- ☑ Check exhaust flow for the correct positive extraction at the exhaust duct to insure they meet minimum specifications.
- ☑ Replace air inlet dust filter.
- ☑ Replace high capacity air inlet dust filter element if installed.
- ☑ Remove and clean instrument water inlet filter.

Agilent Water Recirculator

- ☐ **Service not applicable**
- ☑ Drain cooling fluid and remove any particles from the chiller reservoir
- ☑ Remove, clean and reinstall water inlet metal mesh filter if present.
- ☑ Re fill with Agilent Cool Clear cooling fluid.
- ☑ Clean the cooling system Air filter and the condenser.

Revision: A.02, Issued: 21 January 2022
Document Number: G8014-90075
© Agilent Technologies, Inc. 2022

Agilent

SPS 3 Auto Sampler

- ☑ **Service not applicable**
- ☐ Power cycle the autosampler and verify successful initialization.
- ☐ Inspect X and Z axis belts for wear. Replace is necessary.
- ☐ Clean X and Z axis slide shafts.
- ☐ Using customer's racks and the Agilent software move the sample probe to the 4 outermost corners and rinse port, ensure that the probe is approximately centered in the vial.

SPS 4 Auto sampler

- ☐ **Service not applicable**
- ☑ Clean the spill tray, rack location mat, end frames and chassis with a damp soft cloth and diluted mild detergent.
- ☑ Clean the auto sampler cover panels, if cover kit is installed, with domestic window cleaner.
- ☑ Check the X-axis and Z-axis drive belts for cracks, splits, damaged teeth, excessive fraying, color changes or degradation from fumes.
- ☑ Check the X-axis, Theta-axis and Z-axis FFC cables for cracks, incorrect positioning, damaged edges or damaged connectors.
- ☑ Pump Tubing Replacement. Replace peristaltic pump tubing. Replace all tubing that goes from the rinse station to the pump and from the pump to the waste/rinse bottles
- ☑ Test using customer's tray and move the sample probe to the sample vial 1, wash vial and rinse port and ensure that the probe is centered in the vial. If not use calibration wizard and calibrate the position.

AVS 4, 6, 7 Advanced Valve System

- ☑ **Service not applicable**
- ☐ Replace valve rotor seal
- ☐ Check fittings for signs of leaks
- ☐ Check tubing including autosampler tubing for kinks or excessive wear
- ☐ Check high flow pump for signs of leaks

© Agilent Technologies, Inc. 2022

ICP-OES adjustment

- ☑ Check position of Zn peak, adjust if required.
- ☑ Check Argon Ratio, adjust to specified value if required.
- ☑ Perform Detector Calibration.
- ☑ Perform Instrument Calibration.

Record Post-PM instrument performance

- ☑ Run Instrument Performance test.
- ☑ Record results in Instrument Performance Test Results Table - Post PM.
- ☑ For systems using ICP Expert version 7.3 and above, run the following Instrument tests
  - ☑ Subsystem Communications Test
  - ☑ Air Flow
  - ☑ Water Flow
  - ☑ Gas Flows
  - ☑ RF Generator
  - ☑ Camera Test
  - ☑ Optics Test
  - ☑ Nebulizer Test
- ☑ Record the result in the Instrument Test Results Table

Revision: A.02, Issued: 21 January 2022
Document Number: G8014-90075
© Agilent Technologies, Inc. 2022

Restore Instrument

- ☑ For HF applications, ask the customer to reinstall their sample introduction system.
- ☑ Leave system in an idle state: on and purging.
- ☑ Guidance: If the PM service is performed prior to a qualification service, then use the qualification procedure as a guide for final instrument set up and checkout.

Service Review

- ☑ Attach available reports/printouts of all tests to this documentation.
- ☑ Record the Preventive Maintenance service activity in the customer's records/logbook.
- ☑ Record the PM event in the Smart Alerts logbook, if applicable.
- ☑ Update/reset instrument maintenance counters as appropriate.
- ☑ Affix the PM sticker to the system or instrument logbook based on the customer's request.
- ☑ Complete the Service Engineer Comments section if there are additional comments.
- ☑ Review this service, parts replaced, and test results obtained with the customer.
- ☑ If the instrument firmware was updated, record the details of the change in the Service Engineer's Comments box. Systems in a compliant environment may need additional documentation.
- ☑ **Complete the Signature Page with both Service Engineer and Customer signatures.**

Revision: A.02, Issued: 21 January 2022
Document Number: G8014-90075
© Agilent Technologies, Inc. 2022

Test Results

Instrument Performance Test Results Table

Note: These measurements do not form part of any specification and are for reference only.

	Pre PM Sensitivity Check		Post PM Sensitivity Check	
	Radial	Axial *	Radial	Axial*
Zn 213.857 nm SRBR	1571.2	3466.3	1570.0	3421.8
Mn 257.610 nm SRBR	7356.1	17557.6	7349.3	17959.3
Al 396.152 nm SBR	7.2	15.0	5.8	10.3
K 766.491 nm SBR	5.3	66.0	5.6	72.2

* Axial result is not applicable for G8016AA, G8012AA Radial View instruments.

Instrument Test Results Table

Note: The Instrument Test results are for systems using ICP Expert version 7.3 and above only.

Instrument Test	Result
Subsystem Communications Test	PASS
Air Flow	PASS
Water Flow	PASS
Gas Flows	PASS
RF Generator	PASS
Camera Test	PASS
Optics Test	PASS
Nebulizer test	PASS

© Agilent Technologies, Inc. 2022

Agilent CrossLab
From Insight to Outcome

ICP-OES Status Results Table

Note: These measurements do not form part of any specification and are for reference only.

Measurement	Standby Mode		Plasma On	
Mains Voltage	218.378	VAC	215.135	VAC
Mains Current	0.096	A	0.113	A
Instrument Temperature	21.8	°C	23.2	°C
RF Air Flow (sensor speed)	19.0	Hz	23.0	Hz
Plasma Exhaust Temperature	No measurement		50.1	°C
Water Flow Oscillator	No measurement		1.20	L/min
Water Flow Detector	1.14	L/min	1.09	L/min
Water Inlet Temperature	22.8	°C	23.6	°C
Polychromator Temperature	35.0	°C	35.0	°C
CCD Temperature	-40.1	°C	-40.0	°C
Thermal Stabilizer	31.8	°C	34.4	°C
Argon Supply Pressure	614.34	kPa	552.70	kPa
Purge Gas Supply Pressure*1	610.61	kPa	578.30	kPa
Option Gas Supply Pressure*1	–	kPa	–	kPa
Nebulizer Flow	No measurement		0.70	L/min
Nebulizer Back Pressure	No measurement		276.06	kPa
Plasma Gas Flow	No measurement		11.99	L/min
Auxiliary Gas Flow	No measurement		1.00	L/min
RF Power	No measurement		1199.6	W
RF Supply Current	No measurement		8.664	A
RF Supply Voltage	No measurement		134.612	V

*1 If option installed

© Agilent Technologies, Inc. 2022

Agilent

Consumed PM Parts

Part Description	Part Number	Product or Model# where used	Quantity consumed
Axial Pre-Optic Window	G8010-68014	G8010A, G8011A, G8014A/G8015A	1
Radial Pre-Optic Window	G8010-68015	All	1
Agilent Cool Clear Coolant Fluid	5799-0037	Agilent Water Recirculator	1
Purge Gas Filter	G8010-60136	All	1
Air inlet filter	G8000-68002	All	1
High Capacity Air Filter	G8010-60189	Optional	-
Rotor seal for 6-7 port valve for AVS6/7	G8494-60002	G8494A/G8495	-
Rotor seal for 4 port valve for AVS4	G8493-60002	G8493A	-
Rinse solution to rinse station 2.5mm id x 1m	G8410-80123	SPS 4	1
Barb connector 2.5mm-1.5mm ID	G8410-80124	SPS 4	1
PVC waste tubing,8mm od x 5mm id, 2m	G8410-80122	SPS 4	1
Additional Parts may be required from engineer's stock:			
X axis drive belt	5410047500	SPS 3	-
Z axis drive belt	5410047400	SPS 3	-
Peristaltic pump tubing, PVC SolvaFlex, 3 bridged,	3710049000	SPS 4	-

Consumed Parts Reference (Purchased by customer, not included as part of PM)

☑ **Section Not Applicable.**

Part Description	Part Number	Product or Model# where used	Quantity consumed

© Agilent Technologies, Inc. 2022

Agilent CrossLab
From Insight to Outcome

Signature Page

Service Engineer Comments (optional)

If there are any specific points you wish to note as part of performing the installation or other items of interest for the customer, please write in this box.

Service Verification

Service Request Number:
6006602534

Date Service Completed:
Feb 29, 2024

Service Engineer Name:
Nukoon Lueangsangwan

Customer Name:

Service Engineer Signature:
Nukoon L.

Customer Signature:

Total number of pages in this document:
14

© Agilent Technologies, Inc. 2022

Agilent